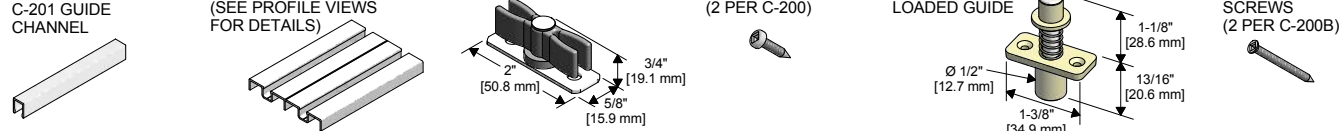


C-200/C-200B/C-201/C-202/C-238/C-238S

GUIDE SYSTEMS INSTRUCTION SHEET



PARTS LIST



OPTION 1:

GUIDE CHANNEL IN DOOR WITH GUIDE ON FLOOR

STEP 1

CUT C-201 ALUMINUM GUIDE CHANNEL TO CORRECT LENGTH IF REQUIRED (TYPICALLY, LENGTH EQUALS DOOR WIDTH. EXAMPLE: DOOR WIDTH IS 36" THEREFORE CHANNEL IS 36".)

STEP 2

PREPARE SLOT IN DOOR AT LEAST 5/8" [15.9mm] WIDE IN CENTER OF DOOR, AND AT LEAST 3/4" [19.1mm] DEEP. IT IS RECOMMENDED TO MAKE THE SLOT AS ACCURATE AS POSSIBLE FOR A SECURE FIT AND NEAT APPEARANCE.

STEP 3

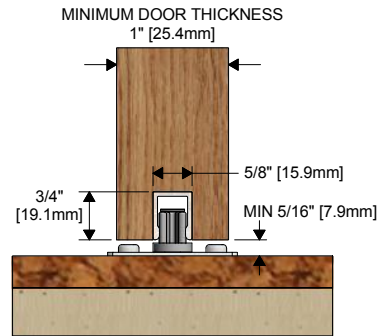
DRILL HOLES IN C-201 CHANNEL, AND PRE-DRILL HOLES IN DOOR. SCREW CHANNEL INTO PLACE WHILE KEEPING IT FLUSH WITH THE EDGE OF THE DOOR. (#8 SCREW SIZE RECOMMENDED)

STEP 4

LOCATE C-200 GUIDE AS REQUIRED AND SCREW TO FLOOR WITH #8 X 3/4" SCREWS (2).

STEP 5

CONTINUE WITH PROJECT BY INSTALLING HANGERS AND PLACING DOOR IN POSITION.



OPTION 2:

GUIDE CHANNEL ON / IN FLOOR WITH GUIDE ON DOOR

STEP 1

CUT C-201 GUIDE CHANNEL, C-202, C-238, C-238S ALUMINUM GUIDE THRESHOLD TO CORRECT LENGTH IF REQUIRED.

STEP 2

PREPARE SLOT IN FLOOR SAME SIZE AS INDICATED ABOVE IN STEP 2 FOR C-201 CHANNEL. GUIDE CHANNEL SHOULD BE FLUSH WITH FINISHED FLOOR. C-202, C-238, C-238S GUIDE THRESHOLD CAN BE INSTALLED ON SURFACE OF FLOOR OR SUBFLOOR WITH FINISHED FLOOR RUNNING UP TO IT. SEE DIMENSIONS IN ILLUSTRATIONS BELOW.

STEP 3

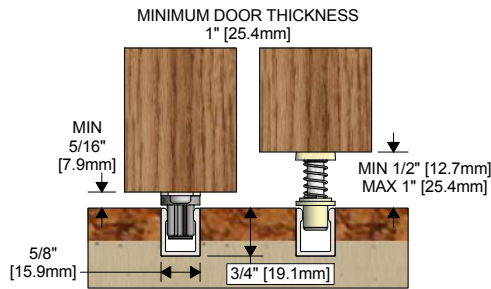
DRILL HOLES IN C-201 CHANNEL, C-202, C-238, OR C-238S THRESHOLD, AND PRE-DRILL HOLES IN FLOOR. SCREW CHANNEL OR THRESHOLD INTO PLACE. (#8 SCREW SIZE RECOMMENDED)

STEP 4

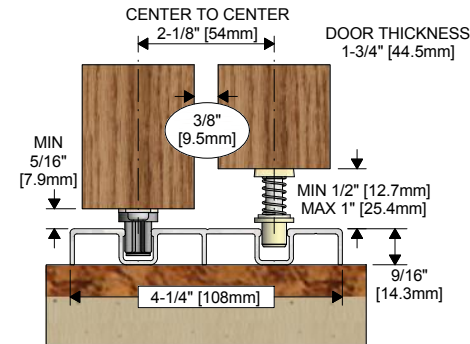
LOCATE C-200 GUIDE OR C-200B SPRING LOADED GUIDE 1" FROM EACH EDGE OF DOOR. SCREW TO DOOR WITH FASTENERS PROVIDED.

STEP 5

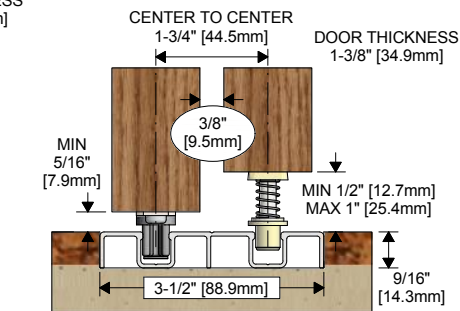
CONTINUE WITH PROJECT BY INSTALLING HANGERS AND PLACING DOOR IN POSITION.



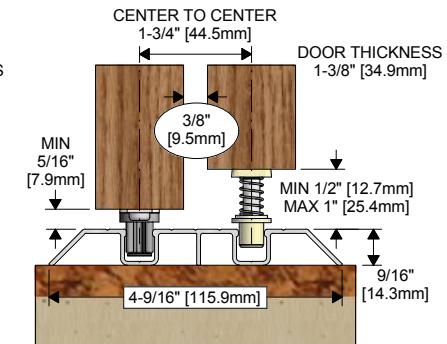
C-201 GUIDE CHANNEL ILLUSTRATED



C-202 GUIDE THRESHOLD ILLUSTRATED



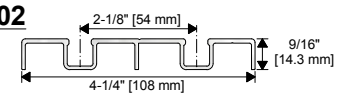
C-238 GUIDE THRESHOLD ILLUSTRATED



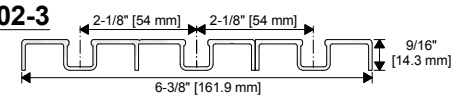
C-238S GUIDE THRESHOLD ILLUSTRATED

GUIDE THRESHOLD PROFILE VIEWS

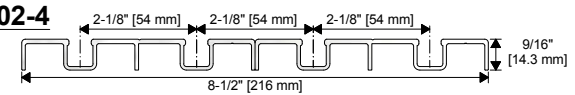
C-202



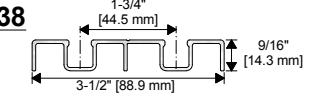
C-202-3



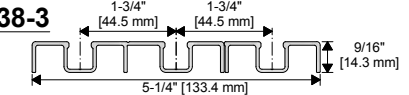
C-202-4



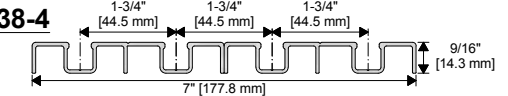
C-238



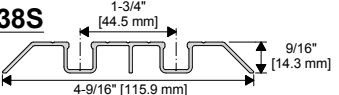
C-238-3



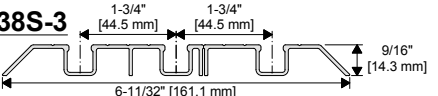
C-238-4



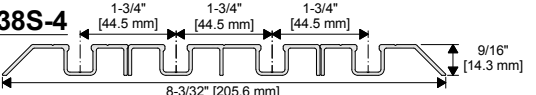
C-238S



C-238S-3



C-238S-4



K.N. CROWDER MFG. INC.
1220 BURLOAK DRIVE
BURLINGTON, ONTARIO, CANADA, L7L 6B3
TELEPHONE: 905-315-9788 - FAX: 905-315-8090
TOLL FREE FAX: 1-800-567-0123

K.N. CROWDER INC.
210 EIGHTH STREET SOUTH
LEWISTON, NEW YORK, U.S.A. 14092
TELEPHONE: 1-716-754-8247
TOLL FREE FAX: 1-800-567-0123

WEBSITE: www.kncrowder.com --- E-MAIL: customerservice@kncrowder.com