




K.N.CROWDER mfg.inc.

www.kncrowder.com



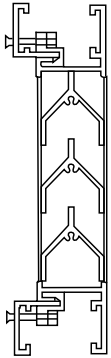

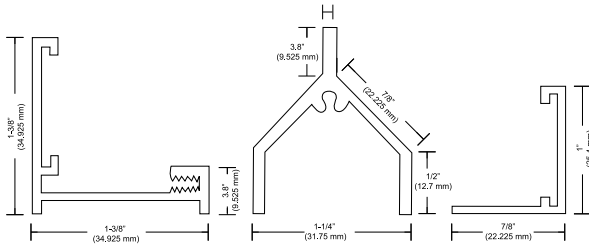
Door Lites

Door Louvers



Aluminum Door Louvers

Type CDL for doors 1 3/8" to 1 3/4" thick



Order Series

- CDL-12 x 7"
- CDL-12 x 12"
- CDL-14 x 10"
- CDL-14 x 12"
- CDL-16 x 12"
- CDL-18 x 10"
- CDL-18 x 12"
- CDL-18 x 18"
- CDL-20 x 12"
- CDL-20 x 14"
- CDL-20 x 15"
- CDL-20 x 18"
- CDL-20 x 20"
- CDL-22 x 12"
- CDL-22 x 15"
- CDL-22 x 18"
- CDL-24 x 12"
- CDL-24 x 16"
- CDL-24 x 18"
- CDL-24 x 22"
- CDL-24 x 24"
- CDL-24 x 36"
- CDL-26 x 18"

Features

KNC Door Louvers with sight-proof chevron blades are easy to install, attractive in design and are suitable for plastic laminated, wood and hollow metal doors. Other features include aluminum's acceptance to a wide range of finishes; resistance to loosening of screws due to vibration by having frame sections clamped together by a unique, durable nylon clip. Free area of approx. 30%.

Materials

KNC Door Louvers are fabricated using 6063-T5 Aluminum Alloy with a minimum of .062 inch thickness and reinforced screw slot fastening members.

Finishes & Colors

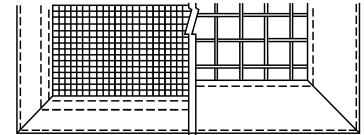
KNC Door Louvers are available from stock in either mill finish Aluminum or Clear Anodized Aluminum finish. Some sizes are available in baked-on white enamel from stock. Other Anodized or painted finishes available upon request.

Quality of Construction and Manufacture

KNC Door Louvers are manufactured from the highest quality of aluminum and are guaranteed against defects of material and workmanship for a period of TWELVE MONTHS from the date of installation. This guarantee does not apply to the color finishes which carry their own extended guarantee. Please refer to the color finish specification and guarantees covering this.

Insect & Bird Screens

Protective screens available on request.



Steel Door Louvers

For doors 1 3/8" to 1 3/4" thick

INVERTED "Y" TYPE


The type SDL-V90 is an inverted "Y" design for sight-proof applications with 50% free area. The frame and blades are 18 gauge cold rolled steel. Standard finish is a medium bronze baked silicone polyester powder. Other finishes available on request.

Insect & Bird Screens: Available on request. See detail in Aluminum Door Louver section, above.

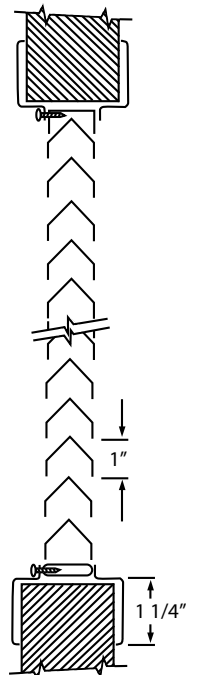
STOCK SIZES

- | | |
|------------------|------------------|
| SDL-V90 12 x 8" | SDL-V90 20 x 12" |
| SDL-V90 12 x 10" | SDL-V90 24 x 12" |
| SDL-V90 12 x 12" | SDL-V90 24 x 16" |
| SDL-V90 12 x 18" | SDL-V90 24 x 18" |
| SDL-V90 16 x 12" | SDL-V90 24 x 24" |
| SDL-V90 18 x 12" | SDL-V90 24 x 36" |
| SDL-V90 18 x 18" | SDL-V90 24 x 64" |

FOR DOOR CUT OUT USE ABOVE SIZES (WIDTH FIRST DIMENSION)


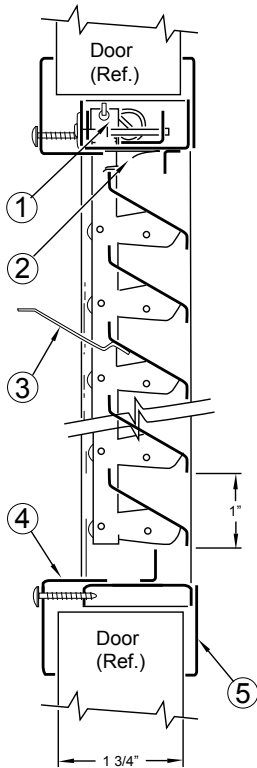


TYPE SDL-V90



Steel Door Louvers

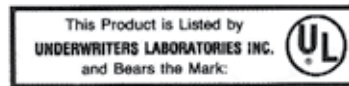
Adjustable “Z” Blades with fire-actuated closure mechanism



- ① HEAT-ACTUATED CLOSURE MECHANISM WITH FUSIBLE LINK
- ② INTEGRAL BLADE STOP HOLDS BLADES IN OPEN POSITION
- ③ ADJUSTING TAB
- ④ ADJUSTABLE MOUNTING FLANGE FRAME
- ⑤ FIXED FACE FRAME



Intertek



Recommended for applications where positive fire separation is required.

All units equipped with 135° fusible link; tested for compliance and listed by the Underwriters Laboratories, Inc. and Intertek/Warnoch Hersey for use in 1 1/2 hour rated doors.

Louver Blades of 16 gauge cold rolled steel pivot on cadmium-plated steel rivets.

SDL-FP louvers are supplied in a medium bronze baked silicone polyester powder. Other finishes available on request.

Maximum listed size: 24" x 24"

Free Area: 45%

STOCK SIZES


SDL-FP	12 x 12"
SDL-FP	18 x 12"
SDL-FP	24 x 12"
SDL-FP	24 x 18"
SDL-FP	24 x 24"

FOR DOOR CUT OUT USE ABOVE SIZES (WIDTH FIRST DIMENSION)

STK-Thermal Kit

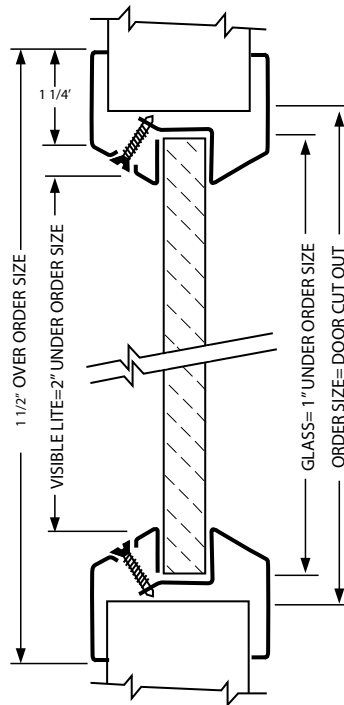
Beveled VISION LITE with continuous glass retainer

Recommended for applications requiring fire rated, safety, and or insulated glazing up to 1" thick



Intertek

TESTED AND LISTED FOR U.L. 10C AND CRITERIA OF UBC 7-2 POSITIVE PRESSURE



Fire Ratings with Warnoch Hersey (ITS) or U.L. Classification Markings
 Using 3/4" thick SWISSFLAM
 • 45/60/90 Minute
 For FIRELITE or other "Listed Glass" consult the factory

Materials

20 gauge CRS frame.

Construction

Miltred and welded corners, beveled return, continous glass retainer, countersunk mounting holes. Screws fasten from room side into prepunched mounting holes. This mounting method leaves corridor side of frame free of fasteners for aesthetic and security purposes.

Door

Stock for 1 3/4" doors
 Custom orders for doors up to 2 1/2" thick.

Finish

Mineral bronze baked on powder coat.

Fasteners

#8 x 7/8" flathead phillips head SMS.

Glass

Use 3/4" to 1 thick glass. Please specify glass thickness when ordering.

Steel Door Lites

For doors 1 3/8" to 1 3/4" thick

Features

Fast, easy installation. No screws, no cutting. Snap-in assembly. All corners mitred for neat appearance. Slant design controls dust and dirt build-up.

Materials

KNC Door Lites are manufactured from rugged satin coat steel.

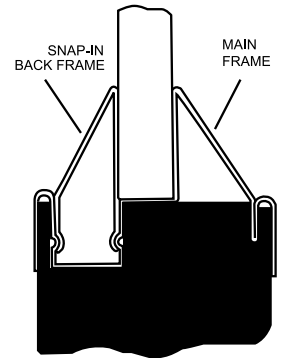
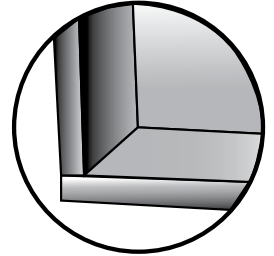
Finishes & Colors

KNC Steelite Door Lites are satin coated steel ready for painting.



Intertek

	Part No.	Clear Glass Size	Door Size	Glass Size	Door Cut-Out
HORIZONTAL SECTIONS	SH 3	3" Vision	All	4 1/4"	4 5/8"
	SH 514	5 1/4" "	"	6 1/2"	6 7/8"
	SH 10	10" "	"	11 1/4"	11 5/8"
	SH 1714	17 1/4" 1/2 Glass	2'6"	18 1/2"	18 7/8"
	SH 1914	19 1/4" "	2'8"	20 1/2"	20 7/8"
	SH 2114	21 1/4" "	2'10"	22 1/2"	22 7/8"
	SH 2314	23 1/4" "	3'	24 1/2"	24 7/8"
	SH 2514	25 1/4" "	3'2"	26 1/2"	26 7/8"
	SH 2714	27 1/4" "	3'4" & 3'6"	28 1/2"	28 7/8"
	SH 2914	29 1/4" "	3'8"	30 1/2"	30 7/8"
	SH 3114	31 1/4" "	3'10"	32 1/2"	32 7/8"
	SH 3314	33 1/4" "	4'	34 1/2"	34 7/8"
VERTICAL SECTIONS	SV 10	10" Vision Lite	All	11 1/4"	11 5/8"
	SV 19	19" "	"	20 1/4"	20 5/8"
	SV 2314	23 1/4" "	"	24 1/2"	24 7/8"
	SV 2914	29 1/4" 1/2 Glass	6'6"	30 1/2"	30 7/8"
	SV 3114	31 1/4" "	6'8"	32 1/2"	32 7/8"
	SV 3314	33 1/4" "	6'10"	34 1/2"	34 7/8"
	SV 3514	35 1/4" "	7"	36 1/2"	36 7/8"
	SV 5314	53 1/4" 2/3 Glass	All	54 1/2"	54 7/8"
	SV 6334	63 3/4" Full Glass	6'8"	65"	65 3/8"
	SV 6534	65 3/4" "	6'10"	67"	67 3/8"
	SV 6734	67 3/4" "	7'	69"	69 3/8"



PART NO.	GLASS SIZE	CUT-OUT SIZE
VERTICALS		
SVGS-10	10"	10-3/8"
SVGS-20	20"	20-3/8"
SVGS-24	24"	24-3/8"
SVGS-30	30"	30-3/8"
SVGS-32	32"	32-3/8"
SVGS-34	34"	34-3/8"
SVGS-36	36"	36-3/8"
SVGS-48	48"	48-3/8"
SVGS-54	54"	54-3/8"
SVGS-65	65"	65-3/8"
SVGS-69	69"	69-3/8"

PART NO.	GLASS SIZE	CUT-OUT SIZE
HORIZONTALS		
SHGS-6	6"	6-3/8"
SHGS-10	10"	10-3/8"
SHGS-18	18"	18-3/8"
SHGS-20	20"	20-3/8"
SHGS-22	22"	22-3/8"
SHGS-24	24"	24-3/8"
SHGS-30	30"	30-3/8"
SHGS-36	36"	36-3/8"



K.N.CROWDER mfg.inc.

www.kncrowder.com

customerservice@kncrowder.com

K.N. CROWDER MFG Inc.

1220 Burloak Drive, Burlington, Ontario L7L 6B3

Toll Free Fax: 1-800-567-0123

Tel: 905-315-9788 • Fax: 905-315-8090

K.N. CROWDER MFG Inc.

210 Eighth Street South, Lewiston, New York 14092

Toll Free Fax: 1-800-567-0123

Toll Free: 1-866-999-1KNC(1562) Tel: 716-754-8247