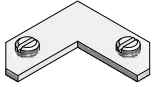


TYPE 'GC' FRAME ASSEMBLY INSTRUCTION SHEET

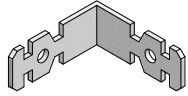


PARTS BAG LIST:

4 PIECES OF TYPE 'GC' FRAME X LENGTH/WIDTH REQUIRED AS PER ORDER WITH MITRED ENDS. HEIGHT IS DEPENDENT ON MODEL OF FOOT GRILLE:



HORIZONTAL CORNER BRACKETS C/W SET SCREWS (8 PER FRAME)



VERTICAL ALIGNING CORNER BRACKETS (8 PER FRAME)

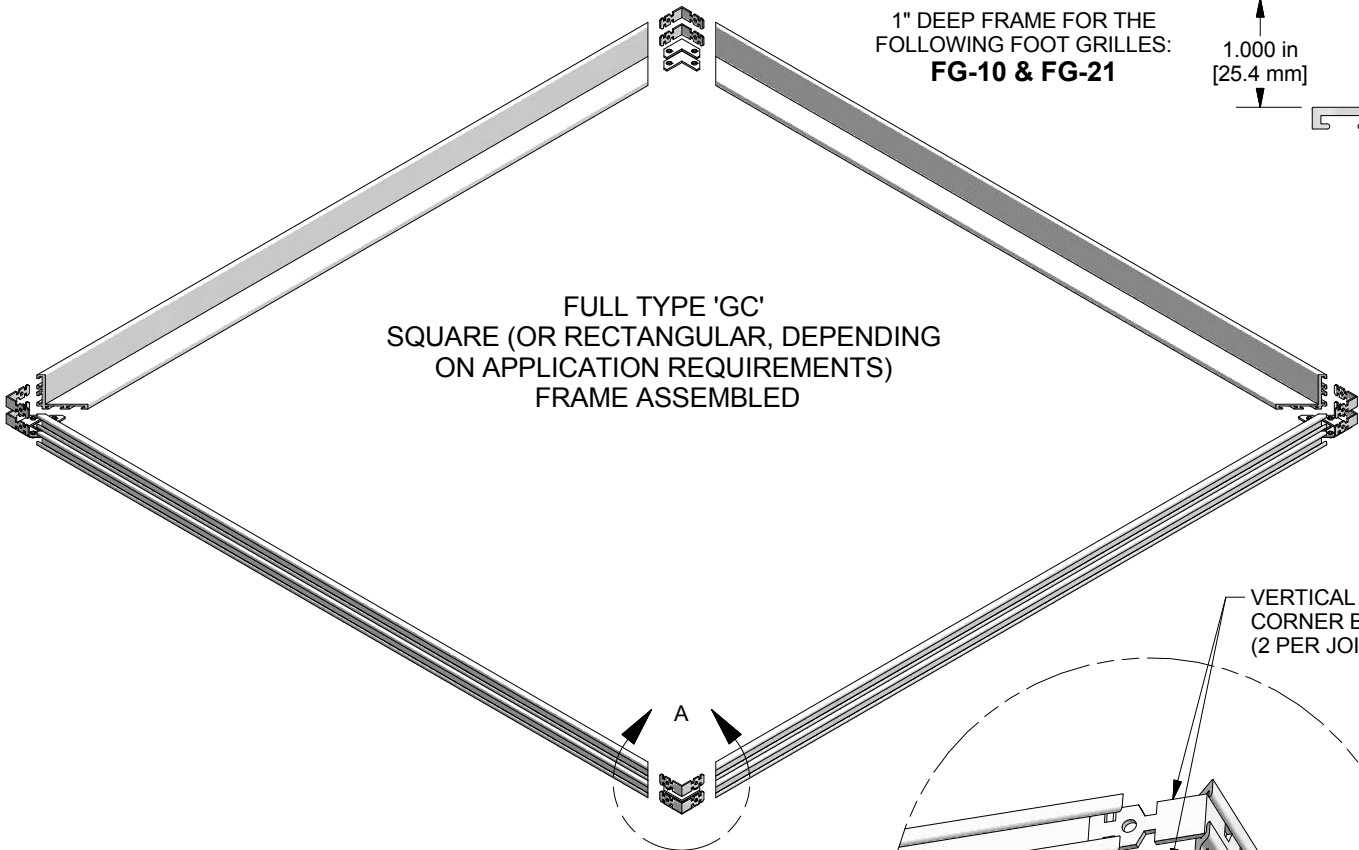
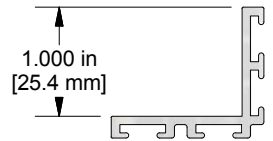
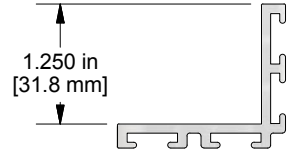
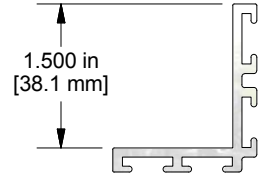
1.500" DEEP FRAME FOR THE FOLLOWING FOOT GRILLES:
FG-3, FG-4, FG-5, FG-8, FG-13, FG-14 & FG-22

OR

1.250" DEEP FRAME FOR THE FOLLOWING FOOT GRILLES:
FG-1, FG-2, FG-11 & FG-12

OR

1" DEEP FRAME FOR THE FOLLOWING FOOT GRILLES:
FG-10 & FG-21



HORIZONTAL CORNER BRACKETS (2 PER JOINT)

VERTICAL ALIGNING CORNER BRACKETS (2 PER JOINT)

SET SCREWS: TIGHTEN WITH FLATHEAD SCREW DRIVER

DETAIL A
UNDERSIDE OF FRAME WITH CORNER BRACKETS INSTALLED
SCALE 1 / 2