


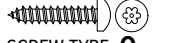
NEW **CT-745**

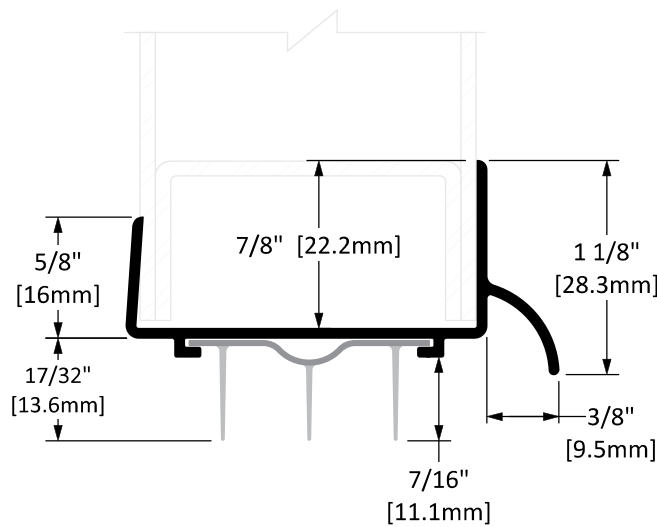


Finish Options

STD Mill Finish

Screw Options

OPTIONAL	
	<p>SCREW TYPE: N #6 X 3/4" STAINLESS STEEL TRUSS HEAD, ROBERTSON DRIVE, TYPE A SCREWS</p>
STANDARD	
	<p>SCREW TYPE: O #6 X 3/4" STAINLESS STEEL BUTTON HEAD, TAMPER-RESISTANT TORX DRIVE, TYPE A SCREWS</p>



Operation	• Door Shoe
Features	• Mill Finish Extruded Aluminum with Drip Cap and Santoprene Co-Extrusion
Application	• Ideal for Residential, Commercial & Industrial

Part No.: _____ **Part Description:** _____

Customer Name: _____ **Job No./Name:** _____ **Date:** _____ **Provided By:** _____

Notes: