

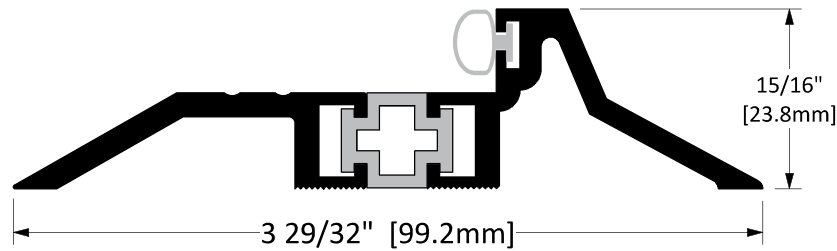
# CT-47S



## Finish Options

**STD**

Mill Finish



<b>Operation</b>	Thermal Break Threshold
<b>Features</b>	<ul style="list-style-type: none"> <li>• Mill Finish Extruded Aluminum with Silicone</li> <li>• Insert included</li> </ul>
<b>Application</b>	<ul style="list-style-type: none"> <li>• Ideal for Residential, Commercial &amp; Industrial</li> </ul>


**Part No.:** \_\_\_\_\_ **Part Description:** \_\_\_\_\_

**Customer Name:** \_\_\_\_\_ **Job No./Name:** \_\_\_\_\_ **Date:** \_\_\_\_\_ **Provided By:** \_\_\_\_\_


**Notes:**


## Screw Options

**STANDARD**

  
 SCREW TYPE: **G**  
 3/16" X 1-3/4" HI-LO TAPPING  
 THREAD, GREY PHILLIPS DRIVE,  
 CONCRETE SCREWS  
 (5/32" PRE-DRILL REQUIRED)

**OPTIONAL**

  
 SCREW TYPE: **H**  
 #10 X 1-3/4" STAINLESS STEEL  
 FLAT HEAD, ROBERTSON DRIVE,  
 TYPE A SCREWS  
 (COMPLETE WITH NYLON ANCHOR)

  
 SCREW TYPE: **I**  
 #10 X 2" STAINLESS STEEL FLAT  
 HEAD, TAMPER-RESISTANT TORX  
 DRIVE, TYPE A SCREWS  
 (COMPLETE WITH NYLON ANCHOR)