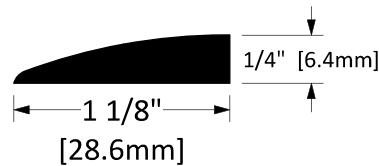


# CT-23



## Finish Options


**STD**

Mill Finish

<b>Operation</b>	Build Any Size Threshold
<b>Features</b>	<ul style="list-style-type: none"> <li>• Mill Finish Extruded Aluminum</li> </ul>
<b>Application</b>	<ul style="list-style-type: none"> <li>• Ideal for Residential, Commercial &amp; Industrial</li> </ul>


## Screw Options

**STANDARD**




SCREW TYPE: **G**  
 3/16" X 1-3/4" HI-LO TAPPING  
 THREAD, GREY PHILLIPS DRIVE,  
 CONCRETE SCREWS  
 (5/32" PRE-DRILL REQUIRED)

**OPTIONAL**



SCREW TYPE: **H**  
 #10 X 1-3/4" STAINLESS STEEL  
 FLAT HEAD, ROBERTSON DRIVE,  
 TYPE A SCREWS  
 (COMPLETE WITH NYLON ANCHOR)



SCREW TYPE: **I**  
 #10 X 2" STAINLESS STEEL FLAT  
 HEAD, TAMPER-RESISTANT TORX  
 DRIVE, TYPE A SCREWS  
 (COMPLETE WITH NYLON ANCHOR)

**Part No.:** \_\_\_\_\_ **Part Description:** \_\_\_\_\_

**Customer Name:** \_\_\_\_\_ **Job No./Name:** \_\_\_\_\_ **Date:** \_\_\_\_\_ **Provided By:** \_\_\_\_\_

**Notes:**