


CRT-52-38-SS



FEATURES

- 175 lbs. [79 kg] weight capacity
- Delrin wheels and precision ball bearings provide smooth and quiet door operation
- Cycle tested for up to 150,000 cycles without fail
- ADA Compliant (Barrier-free) design
- Also available in black (CRT-52-38-BP)
- For 1 3/8 in [34.9 mm] thick door

COMPLETE 1 DOOR KIT BREAKDOWN



1 - CRT-50-SS Round Track
x length based on kit size (e.g. 72 in [1829 mm] kit for 36 in [914 mm] wide door)



CRT-22-WB-SS Wall Mount Brackets
quantity dependent on track length
complete with 5/16-18 flat head socket lag screws and expansion shields



2 - CRT-52-38-SS Strap Mount Hangers
complete with anti-lift and custom mounting screws



2 - CRT-50-SS Shock Absorbing Stops
clamp around flat track



1 - C-914 Aluminum Guide Channel
x length based on kit size (e.g. 36 in [914 mm] guide channel for 72 in [1829 mm] kit)
1 - C-913 Floor Guide
complete with screws

OPTIONAL

Door Locks & Pulls



Notes:

Door thickness

Baseboard/trim thickness, if applicable

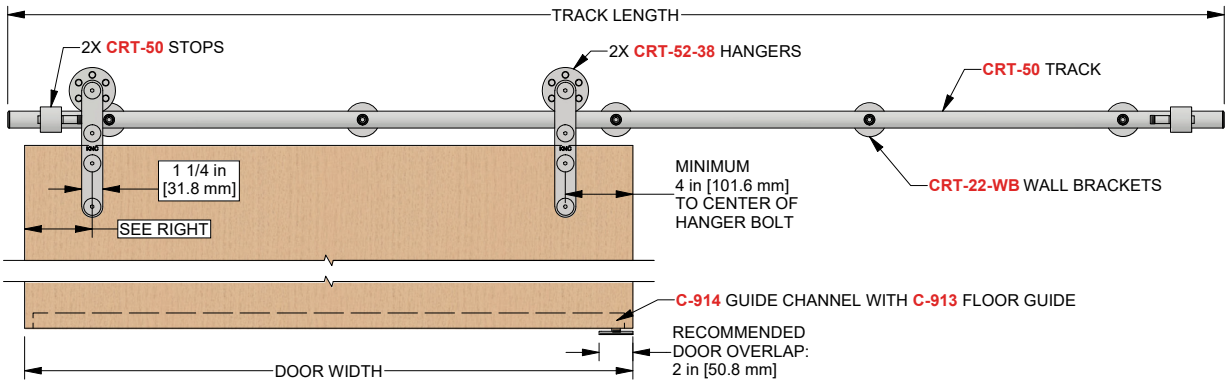
Customer Name	Job No./Name	Date	Provided By
_____	_____	_____	_____

Notes

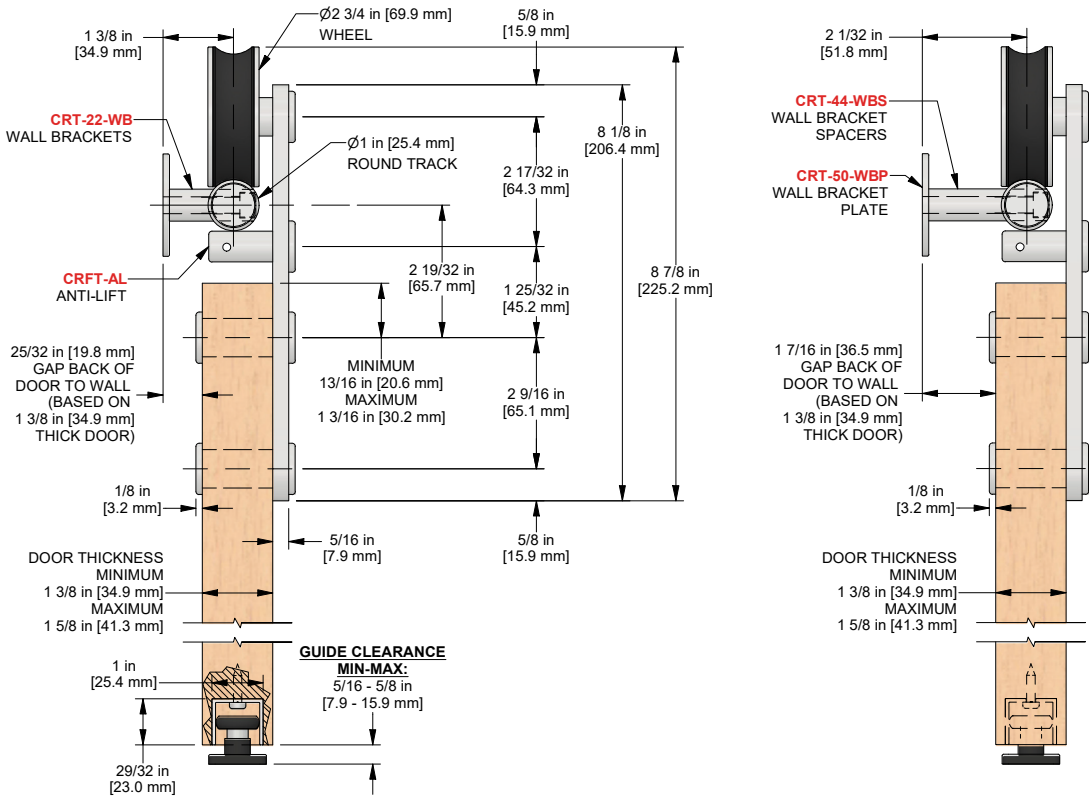
CRT-52-38-SS



COMPLETE ELEVATION VIEW



PRODUCT DIMENSIONS



Installation
Instructions



Customer Name	Job No./Name	Date	Provided By

Notes