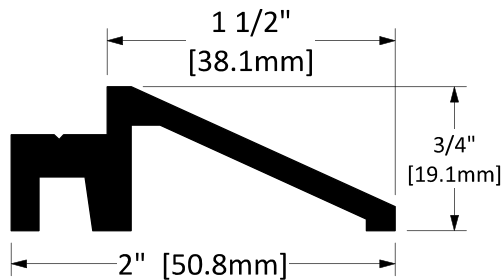


## CT-175



<b>Operation</b>	Build Any Size Threshold
<b>Features</b>	Mill Finish Extruded Aluminum
<b>Application</b>	Ideal for Residential, Commercial & Industrial

Customer Name:

Job No./Name:

Date:

Provided By:

Notes:


STD

### Finish Options

Mill Finish

Standard

### Screw Options

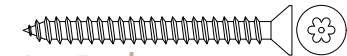


Screw Type: **G**  
3/16" X 1-3/4" Hi-Lo Tapping Thread, Grey  
Phillips Drive, Concrete Screws  
(5/32" Pre-Drill Required)

Optional



Screw Type: **H**  
#10 X 1-3/4" Stainless Steel Flat Head,  
Robertson Drive, Type A Screws  
(Complete With Nylon Anchor)



Screw Type: **I**  
#10 X 2" Stainless Steel Flat  
Head, Tamper-Resistant Torx  
Drive, Type A Screws  
(Complete With Nylon Anchor)