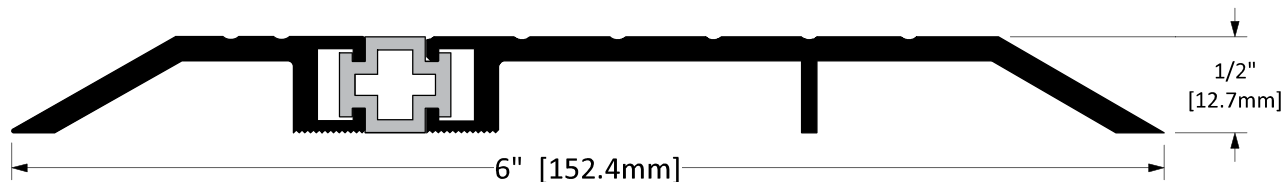


# CT-406



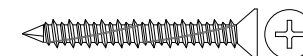
## Finish Options

STD

Mill Finish

## Screw Options

Standard

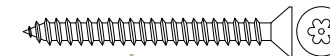


Screw Type: **G**  
 3/16" X 1-3/4" Hi-Lo Tapping Thread, Grey  
 Phillips Drive, Concrete Screws  
 (5/32" Pre-Drill Required)

Optional



Screw Type: **H**  
 #10 X 1-3/4" Stainless Steel Flat Head,  
 Robertson Drive, Type A Screws  
 (Complete With Nylon Anchor)



Screw Type: **I**  
 #10 X 2" Stainless Steel Flat  
 Head, Tamper-Resistant Torx  
 Drive, Type A Screws  
 (Complete With Nylon Anchor)

<b>Operation</b>	Thermal Break Threshold
<b>Features</b>	Mill Finish Extruded Aluminum Insert included
<b>Application</b>	Ideal for Residential, Commercial & Industrial

Customer Name: \_\_\_\_\_ Job No./Name: \_\_\_\_\_ Date: \_\_\_\_\_

Provided By: \_\_\_\_\_

Notes: