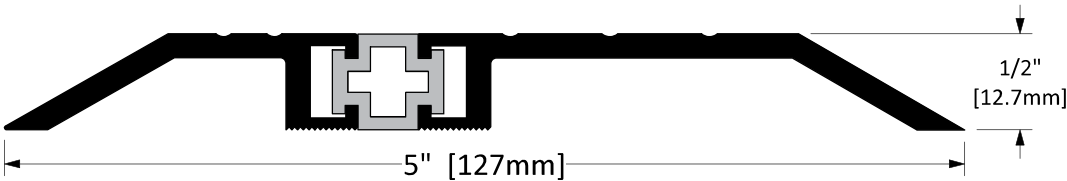


CT-45



STD

Finish Options  
Mill Finish

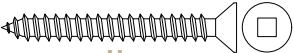
Standard

Screw Options

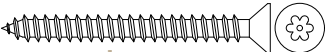


Screw Type: **G**  
3/16" X 1-3/4" Hi-Lo Tapping Thread, Grey  
Phillips Drive, Concrete Screws  
(5/32" Pre-Drill Required)

Optional



Screw Type: **H**  
#10 X 1-3/4" Stainless Steel Flat Head,  
Robertson Drive, Type A Screws  
(Complete With Nylon Anchor)



Screw Type: **I**  
#10 X 2" Stainless Steel Flat  
Head, Tamper-Resistant Torx  
Drive, Type A Screws  
(Complete With Nylon Anchor)

Operation	Thermal Break Threshold
Features	<ul style="list-style-type: none"><li>• Mill Finish Extruded Aluminum</li><li>• Insert included</li></ul>
Application	<ul style="list-style-type: none"><li>• Ideal for Residential, Commercial &amp; Industrial</li></ul>

Customer Name:	Job No./Name:	Date:
<hr/>	<hr/>	<hr/>

Provided By: 

---

Notes: