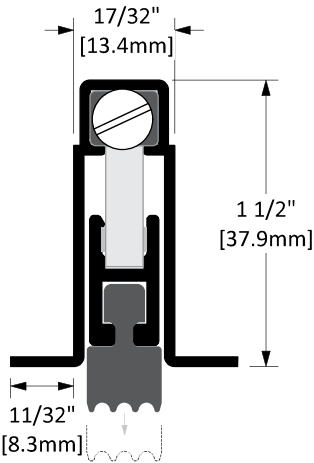


# CT-51



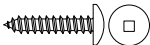
## Finish Options

OPT STD

- Mill Finish
- Black Anodized

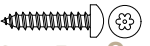
## Screw Options

Standard



Screw Type: **N**  
#6 X 3/4" Stainless Steel Truss Head,  
Robertson Drive, Type A Screws

Optional



Screw Type: **O**  
#6 X 3/4" Stainless Steel Button  
Head, Tamper-Resistant Torx  
Drive, Type A Screws

Operation	Automatic Door Bottom
Features	<ul style="list-style-type: none"> <li>Mill Finish Extruded Aluminum with Neoprene</li> <li>Maximum effective drop: 5/8" (15.9mm)</li> </ul>
Application	<ul style="list-style-type: none"> <li>Ideal for Residential, Commercial &amp; Industrial</li> </ul>

Customer Name:	Job No./Name:	Date:	Provided By:

Notes: