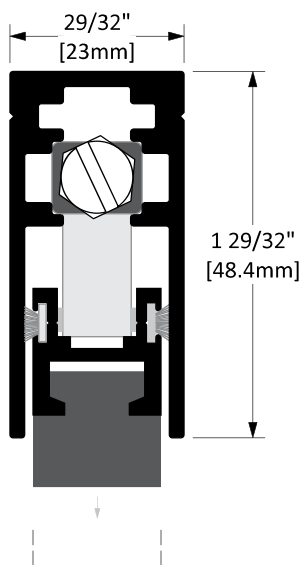



CT-52F




Finish Options

- STD** Clear Anodized
- OPT** Bronze Anodized
- OPT** Black Anodized

Screw Options

- Standard**


Screw Type: **J**
#10 X 1-1/2" Stainless Steel Truss Head, Robertson Drive, Type A Screws
- Optional**


Screw Type: **K**
#10 X 1-1/2" Stainless Steel Button Head, Tamper-Resistant Torx Drive, Type A Screws

Operation	Automatic Door Bottom
Features	<ul style="list-style-type: none"> • Clear Anodized Extruded Aluminum with Felt • Maximum effective drop: 11/16" (17.5mm)
Application	<ul style="list-style-type: none"> • Ideal for Residential, Commercial & Industrial

Customer Name: _____ Job No./Name: _____ Date: _____ Provided By: _____

Notes: