

CT-813

NEW



Operation	Threshold
Features	<ul style="list-style-type: none"><li>Mill Finish Extruded Aluminum</li></ul>
Application	<ul style="list-style-type: none"><li>Ideal for Residential, Commercial &amp; Industrial</li></ul>


STD


Finish Options


Mill Finish

Standard

Screw Options

  
Screw Type: **G**  
3/16" X 1-3/4" Hi-Lo Tapping Thread, Grey Phillips Drive, Concrete Screws  
(5/32" Pre-Drill Required)

  
Screw Type: **H**  
#10 X 1-3/4" Stainless Steel Flat Head, Robertson Drive, Type A Screws  
(Complete With Nylon Anchor)

  
Screw Type: **I**  
#10 X 2" Stainless Steel Flat Head, Tamper-Resistant Torx Drive, Type A Screws  
(Complete With Nylon Anchor)

Customer Name:

Job No./Name:

Date:

Provided By:

Notes: