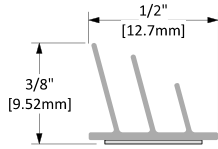


KNC W-63 SILICONE

100 FT

200 FT



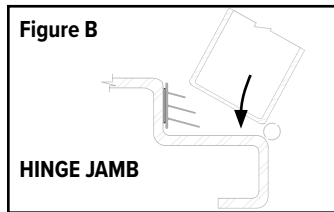
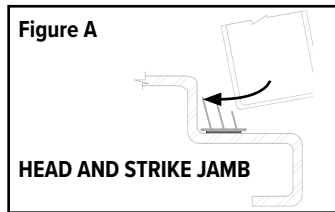
NOTE: Adhesive seals have a limited shelf life. Product should be installed as soon as possible.

PREPARATION:

Frame must be clean, dry and free of dust, oil, grease, etc. Clean with alcohol wipe or suitable cleaner that does not leave residue. Paint must be dry/cured. High gloss finishes may require scuffing with Scotchbrite pad to facilitate proper adhesion. Note: some frame manufacturers apply light wax to hollow metal frames. Remove wax with appropriate wax remover. Frame must be above 10°C or 50°F.


INSTALLATION:

1. Measure and pre-cut gasket to suit head and jamb lengths. Do not apply in one continuous piece.
2. Remove protective backing 12-24" at a time, and apply gasket according to illustrations. LATCH SIDE JAMB AND HEAD: apply to frame, per Figure A. HINGE SIDE JAMB: Apply to strike, per Figure B.
3. Repositioning is not recommended, but if required should be done immediately: gently remove gasket, reposition and apply pressure along the full length of the gasket. Full adhesive strength will develop over 24-48 hours.



W-63 SILICONE

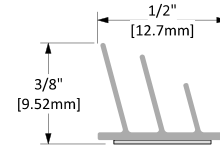
Silicone Self-Adhesive Gasket
 Smoke, light and sound control
 Unaffected by fungus and mildew
 Temperature range: -110°F to +400°F (-80°C to +204°C)
 Provides little resistance to door closing devices
 Shelf life: 6 months at room temperature
 Intertek/Warnock Hersey CERTIFIED to following standards:
 ASTM-E152, Methods of Fire Tests of Door Assemblies
 - CAN/ULC-S104, Standard Method for Fire Tests of Door Assemblies
 - CSFM-43.7, Methods of Fire Tests of Door Assemblies
 - NFPA-252, Standard Methods of Fire Tests of Door Assemblies
 - UBC-7-2-94, Uniform Building Code
 - UL-10(b), Fire Tests of Door Assemblies
 Suitable for use on metal doors and frames for 3 hour locations; for 90 minutes in mineral core wood and plastic lam faced fire doors applications with 90 minute wood veneered steel frames.



KNC W-63 SILICONE

100 FT

200 FT



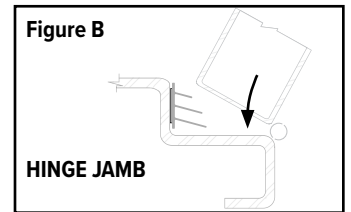
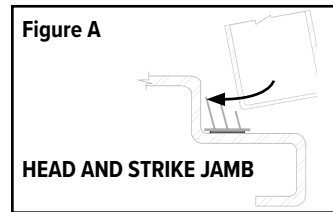
NOTE: Adhesive seals have a limited shelf life. Product should be installed as soon as possible.

PREPARATION:

Frame must be clean, dry and free of dust, oil, grease, etc. Clean with alcohol wipe or suitable cleaner that does not leave residue. Paint must be dry/cured. High gloss finishes may require scuffing with Scotchbrite pad to facilitate proper adhesion. Note: some frame manufacturers apply light wax to hollow metal frames. Remove wax with appropriate wax remover. Frame must be above 10°C or 50°F.

INSTALLATION:

1. Measure and pre-cut gasket to suit head and jamb lengths. Do not apply in one continuous piece.
2. Remove protective backing 12-24" at a time, and apply gasket according to illustrations. LATCH SIDE JAMB AND HEAD: apply to frame, per Figure A. HINGE SIDE JAMB: Apply to strike, per Figure B.
3. Repositioning is not recommended, but if required should be done immediately: gently remove gasket, reposition and apply pressure along the full length of the gasket. Full adhesive strength will develop over 24-48 hours.



W-63 SILICONE

Silicone Self-Adhesive Gasket
 Smoke, light and sound control
 Unaffected by fungus and mildew
 Temperature range: -110°F to +400°F (-80°C to +204°C)
 Provides little resistance to door closing devices
 Shelf life: 6 months at room temperature
 Intertek/Warnock Hersey CERTIFIED to following standards:
 ASTM-E152, Methods of Fire Tests of Door Assemblies
 - CAN/ULC-S104, Standard Method for Fire Tests of Door Assemblies
 - CSFM-43.7, Methods of Fire Tests of Door Assemblies
 - NFPA-252, Standard Methods of Fire Tests of Door Assemblies
 - UBC-7-2-94, Uniform Building Code
 - UL-10(b), Fire Tests of Door Assemblies
 Suitable for use on metal doors and frames for 3 hour locations; for 90 minutes in mineral core wood and plastic lam faced fire doors applications with 90 minute wood veneered steel frames.

