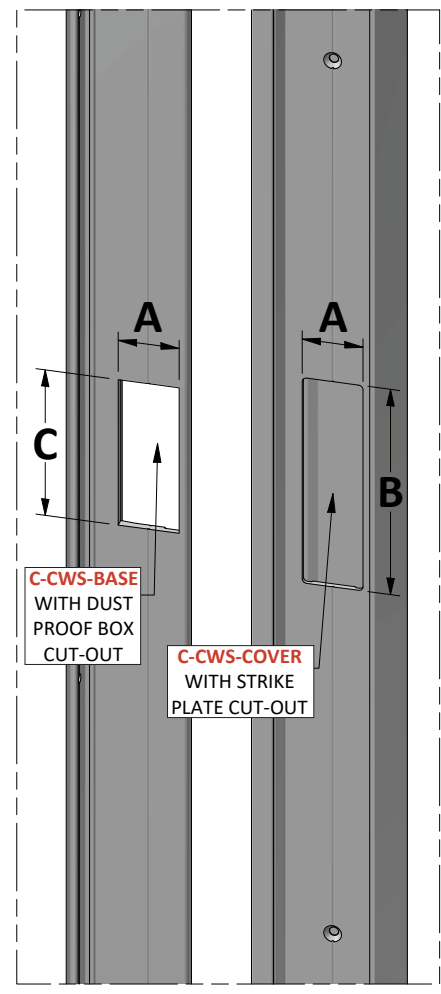
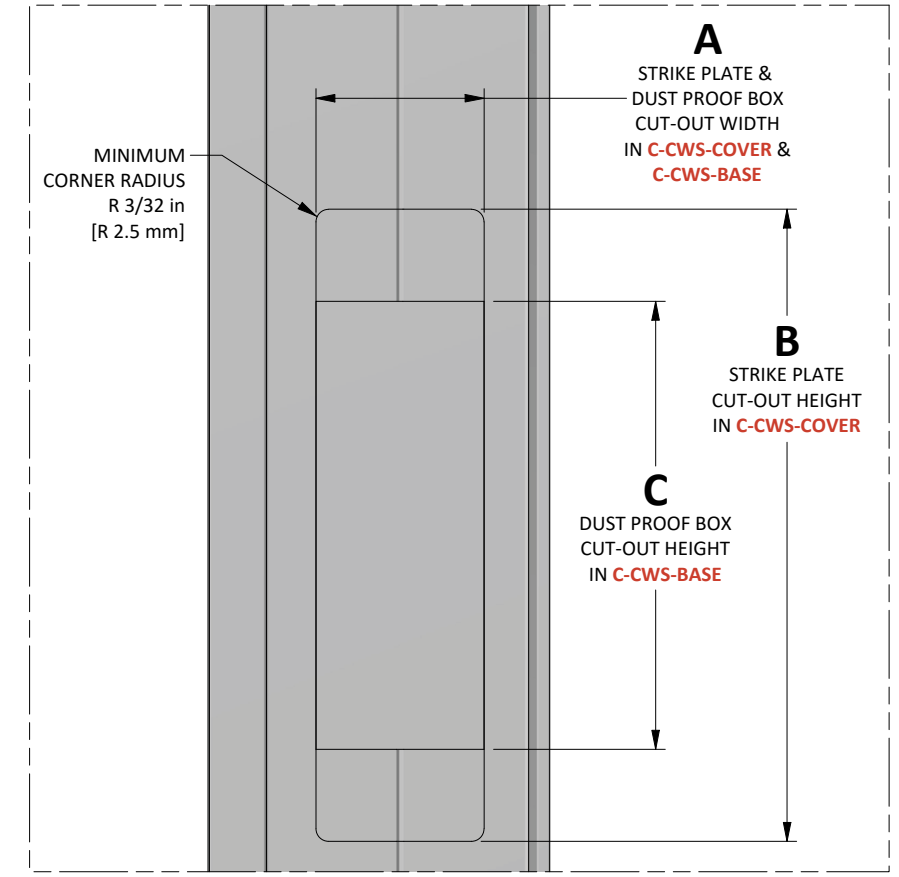
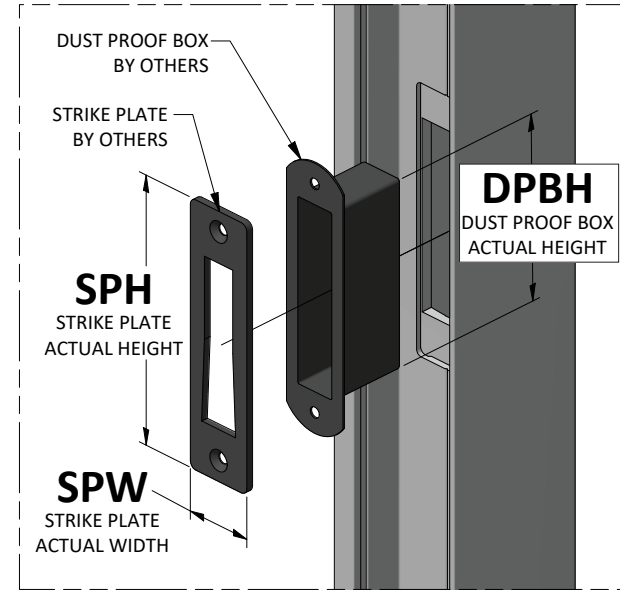
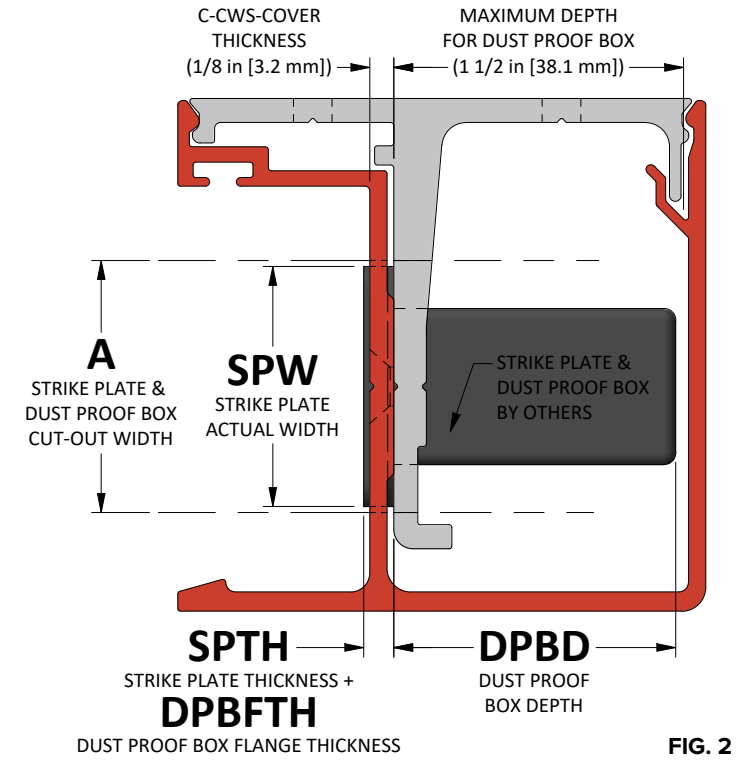
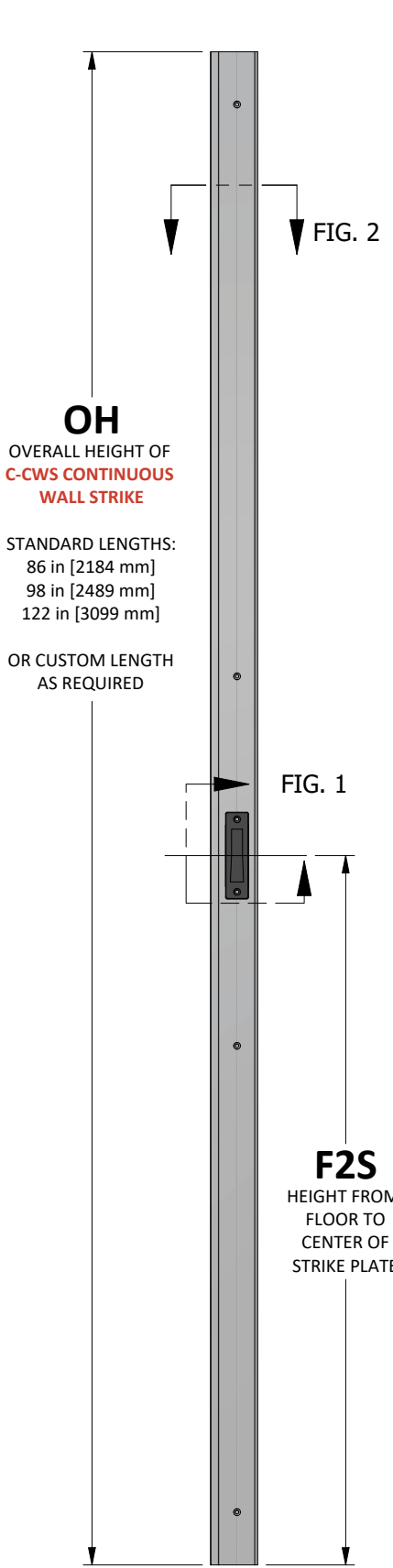


# STRIKE PLATE & DUST PROOF BOX PREP REQUEST FORM FOR **RIGHT-HANDED** C-CWS CONTINUOUS WALL STRIKE



JOB NAME: \_\_\_\_\_  
 COMPANY: \_\_\_\_\_  
 ADDRESS: \_\_\_\_\_  
 CONTACT NAME: \_\_\_\_\_  
 PHONE: \_\_\_\_\_ FAX: \_\_\_\_\_  
 EMAIL: \_\_\_\_\_

**C-CWS HEIGHT & STRIKE POSITION (FIG. 1):**

- OVERALL HEIGHT (OH) OF C-CWS CONTINUOUS WALL STRIKE SYSTEM:**  
 86 in [2184 mm]  
 98 in [2489 mm]  
 122 in [3099 mm]  
 CUSTOM: \_\_\_\_\_
- HEIGHT FROM FINISHED FLOOR TO CENTER OF STRIKE PLATE (F2S):**  
 \_\_\_\_\_

(NOTE: CAN ONLY BE CUT FROM TOP ON SITE)

**STRIKE PLATE AND DUST PROOF BOX DETAILS:**

- BRAND:** \_\_\_\_\_
- MODEL NO.:** \_\_\_\_\_  
 (NOTE: ONCE ORDER IS PLACED, A SAMPLE SET MUST BE SENT TO K.N. CROWDER MFG. INC., 1220 BURLOAK DRIVE, BURLINGTON, ONTARIO, CANADA, L7L 6B3 AND TAG BOX WITH PO NUMBER. SAMPLE IS REQUIRED TO ENSURE PROPER FIT OF PREP CUT-OUTS)
- STRIKE PLATE DIMENSIONS (FIG. 2-3)**
  - ACTUAL WIDTH (SPW): \_\_\_\_\_
  - ACTUAL HEIGHT (SPH): \_\_\_\_\_
  - THICKNESS (SPTH): \_\_\_\_\_
- DUST PROOF BOX DIMENSIONS (FIG. 2-3)**
  - ACTUAL WIDTH (DPBW): \_\_\_\_\_
  - ACTUAL HEIGHT (DPBH): \_\_\_\_\_
  - FLANGE THICKNESS (DPBFTH): \_\_\_\_\_
  - DEPTH (DPBD): \_\_\_\_\_

**PREP IN C-CWS-COVER & C-CWS-BASE EXTRUSIONS (FIG. 4-5):**  
**DIMENSION A** (CUT-OUT WIDTH IN C-CWS-COVER) = (SPW) + 1/16 in [1.6 mm]  
**DIMENSION B** (CUT-OUT HEIGHT IN C-CWS-COVER) = (SPH) + 1/16 in [1.6 mm]  
**DIMENSION C** (CUT-OUT HEIGHT IN C-CWS-BASE) = (DPBH) + 1/8 in [3.2 mm]