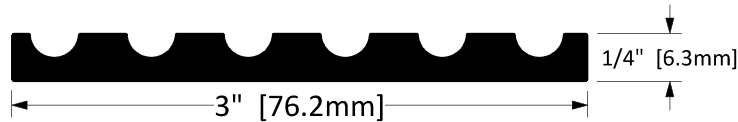


CT-103



Finish Options

STD

Mill Finish

Operation	Build Any Size Threshold
Features	<ul style="list-style-type: none"> • Mill Finish Extruded Aluminum
Application	<ul style="list-style-type: none"> • Ideal for Residential, Commercial & Industrial


Part No.: _____ **Part Description:** _____

Customer Name: _____ **Job No./Name:** _____ **Date:** _____ **Provided By:** _____

Notes:


Screw Options

STANDARD




SCREW TYPE: **G**
 3/16" x 1-3/4" HI-LO TAPPING
 THREAD, GREY PHILLIPS DRIVE,
 CONCRETE SCREWS
 (5/32" PRE-DRILL REQUIRED)

OPTIONAL



SCREW TYPE: **H**
 #10 X 1-3/4" STAINLESS STEEL
 FLAT HEAD, ROBERTSON DRIVE,
 TYPE A SCREWS
 (COMPLETE WITH NYLON ANCHOR)



SCREW TYPE: **I**
 #10 X 2" STAINLESS STEEL FLAT
 HEAD, TAMPER-RESISTANT TORX
 DRIVE, TYPE A SCREWS
 (COMPLETE WITH NYLON ANCHOR)