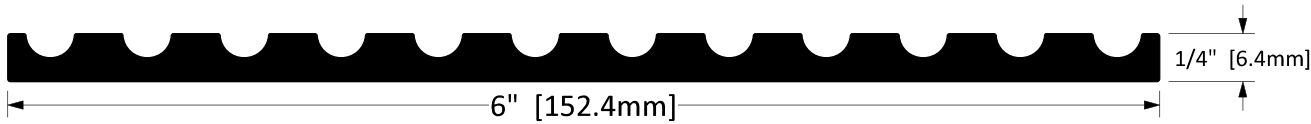


CT-106


Finish Options

STD Mill Finish




Screw Options

STANDARD

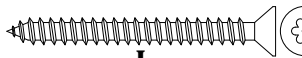


SCREW TYPE: **G**
 3/16" X 1-3/4" HI-LO TAPPING
 THREAD, GREY PHILLIPS DRIVE,
 CONCRETE SCREWS
 (5/32" PRE-DRILL REQUIRED)

OPTIONAL



SCREW TYPE: **H**
 #10 X 1-3/4" STAINLESS STEEL
 FLAT HEAD, ROBERTSON DRIVE,
 TYPE A SCREWS
 (COMPLETE WITH NYLON ANCHOR)



SCREW TYPE: **I**
 #10 X 2" STAINLESS STEEL FLAT
 HEAD, TAMPER-RESISTANT TORX
 DRIVE, TYPE A SCREWS
 (COMPLETE WITH NYLON ANCHOR)

Operation	Build Any Size Threshold
Features	<ul style="list-style-type: none"> • Mill Finish Extruded Aluminum
Application	<ul style="list-style-type: none"> • Ideal for Residential, Commercial & Industrial

Part No.: **Part Description:**

Customer Name: **Job No./Name:** **Date:** **Provided By:**

Notes: