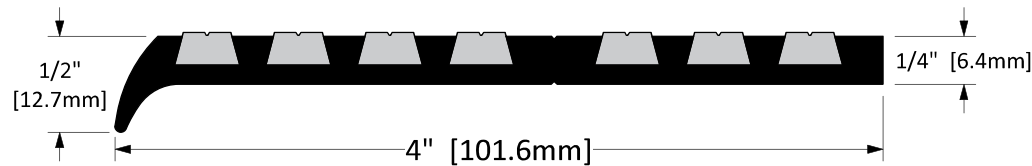




CT-20/4



Finish Options

STD

Mill Finish

| | |
|--------------------|--|
| Operation | Stair Nosing |
| Features | <ul style="list-style-type: none"> • Mill Finish Extruded Aluminum with Lanel Insert (P.V.C.) |
| Application | <ul style="list-style-type: none"> • Ideal for Residential, Commercial & Industrial |

Part No.:

Part Description:

Customer Name:

Job No./Name:


Date:

Provided By:

Notes:


Screw Options

STANDARD



SCREW TYPE: **G**
 3/16" X 1-3/4" HI-LO TAPPING
 THREAD, GREY PHILLIPS DRIVE,
 CONCRETE SCREWS
 (5/32" PRE-DRILL REQUIRED)

OPTIONAL



SCREW TYPE: **H**
 #10 X 1-3/4" STAINLESS STEEL
 FLAT HEAD, ROBERTSON DRIVE,
 TYPE A SCREWS
 (COMPLETE WITH NYLON ANCHOR)



SCREW TYPE: **I**
 #10 X 2" STAINLESS STEEL FLAT
 HEAD, TAMPER-RESISTANT TORX
 DRIVE, TYPE A SCREWS
 (COMPLETE WITH NYLON ANCHOR)