


## MEDIUM TO HEAVY-DUTY SIDE MOUNT SYSTEMS



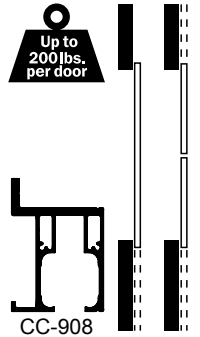
### CC-993 Easy Connect Hanger

With CC-908 Side Mount Track

For Single or Bi-Parting Wall Mounted Doors.

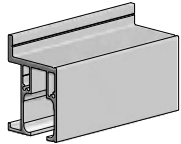
Using the popular design from the standard C-993 Easy Connect Hangers, our well-known precision ball bearing nylon tire wheels, and adding Catch'N'Close technology, results in the ultimate sliding door system! The CC-993 Hanger has a quick disconnect stud which allows hanger body and stud to be inserted into the track while mounting. The top plate is mounted to the top of the door and accepts the quick disconnect stud, therefore reducing installation time. Using the new CC-908 Track, combined with the CC-980 Fascia can result in significant savings by eliminating the need for constructing a bulkhead to hide the track & hardware.

- **CC-993** Hanger Load Capacity **200 lbs. (two Hangers)**
- Use with Extruded Aluminum **CC-908 Track**, 6061T6 Alloy
- Use with **CC-2** Catch'N'Close closing device for up to **200lbs. doors**

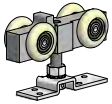


### CCS-2-993 X (track size)" 1DR KIT COMPLETE

Complete Kits available for 24" [610 mm] to 72" [1829 mm] wide doors.



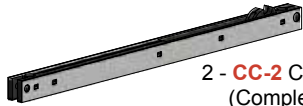
- 1 - **CC-908** Side Mount Track X Length (2 x Door Width)  
(Example: 36" [914mm] Door = 72" [1829mm] Track)



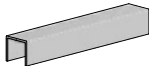
- 2 - **CC-993** Easy Connect Catch'N'Close Hangers  
(Complete with screws & adjustment rod)



- 2 - **CC-101HD** Catch'N'Close In-track Stops  
(Complete with set screws for friction fit)



- 2 - **CC-2** Catch'N'Close closing device  
(Complete with screws)




- 1 - **C-914** Guide Channel X Length (equal to Door Width)  
(Example: 36" [914mm] Door = 36" [914mm] Guide Channel)



- 1 - **C-913** Floor Guide  
(Complete with screws)

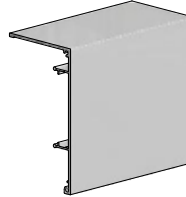
### OPTIONAL PRODUCTS




- FOR:  
**CC-981** End Cap only  
(For use with CC-908 Track only)



- CSM-913-108** or **CSM-913-2HD**  
Side Mount Guides



- CC-980** Snap-On Fascia



- C-102HD** Floor Stop

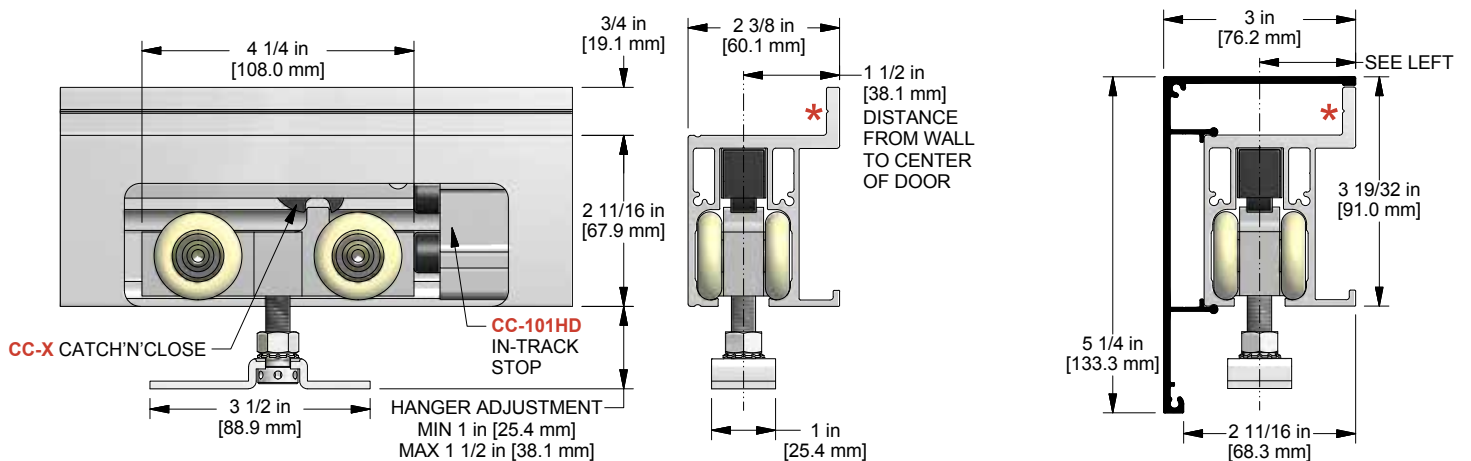


- FOR:  
**CC-982** End Cap only  
(For use with CC-908 Track & CC-980 Fascia combination only)



- For **Door Locks & Pulls**,  
see pages 72-75 in the  
K.N. Crowder Sliding Door  
Track & Hardware Catalogue

### CC-993 HANGER WITH CC-908 TRACK DETAIL



[\*Indicates mounting flange on CC-908 Track]  
[Optional **CC-980** Snap-On Fascia illustrated as solid **black** profile]