

CFT-SP[] FLAT BAR SINGLE DOOR HANDLE PULLS

INSTRUCTION SHEET



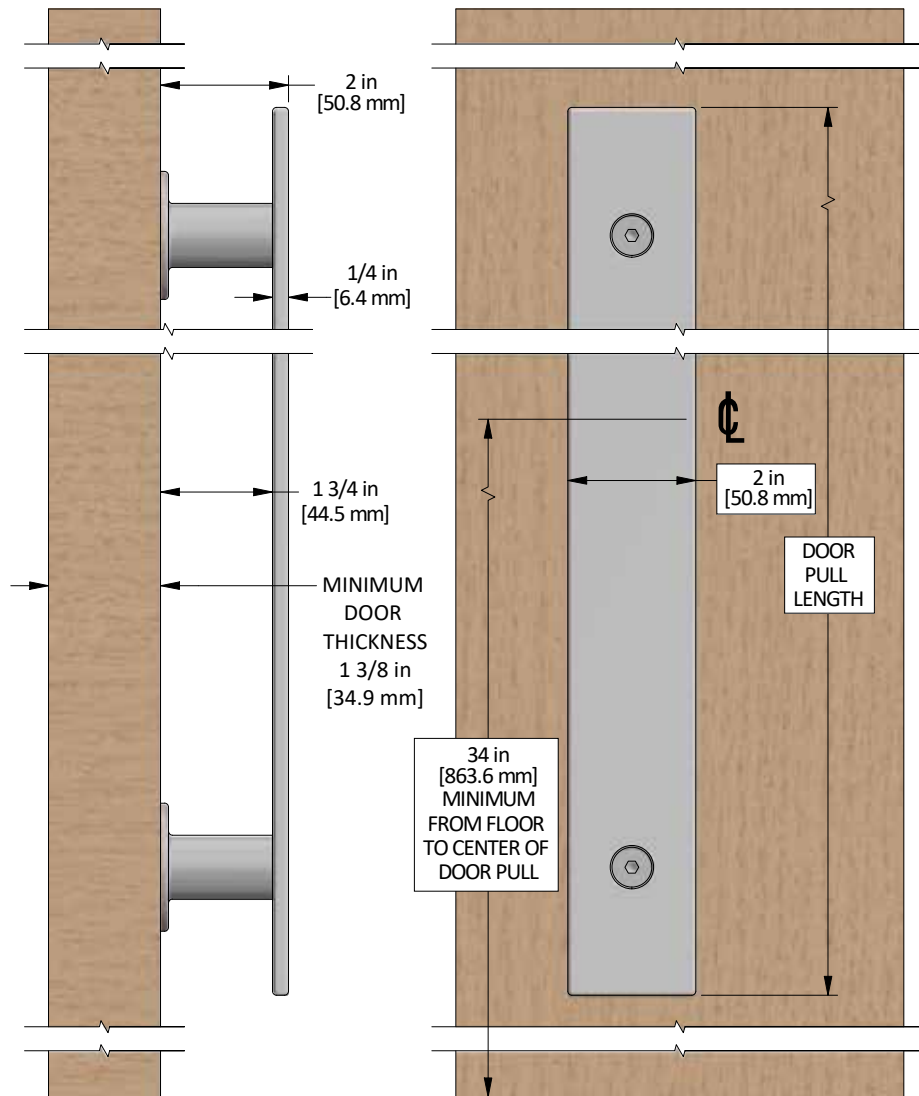
K.N.CROWDER MFG. INC.

- SUITABLE FOR MINIMUM 1-3/8 in [34.9 mm] THICK DOORS
- AVAILABLE IN 18 in [457 mm] AND 36 in [914 mm] LONG DOOR HANDLE PULLS

CENTER TO CENTER HOLE SPACING FOR DOOR PULLS

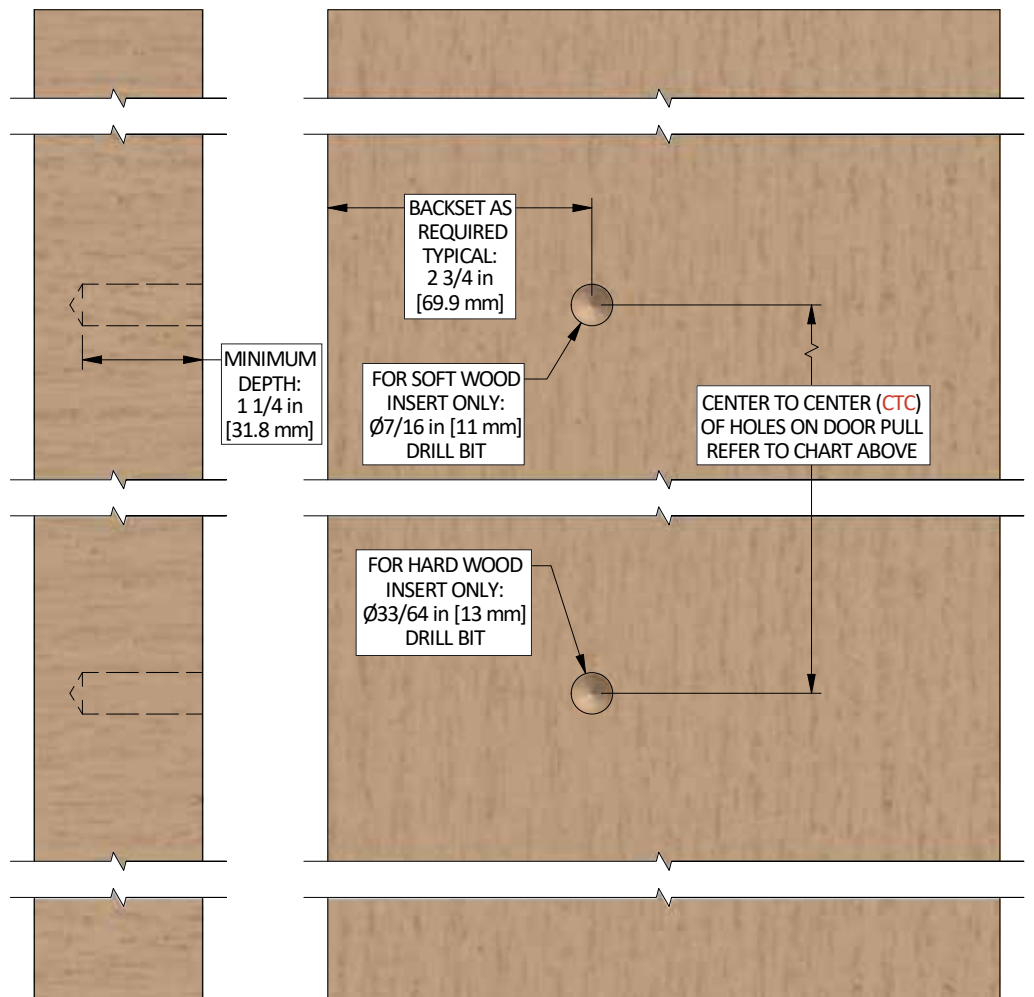
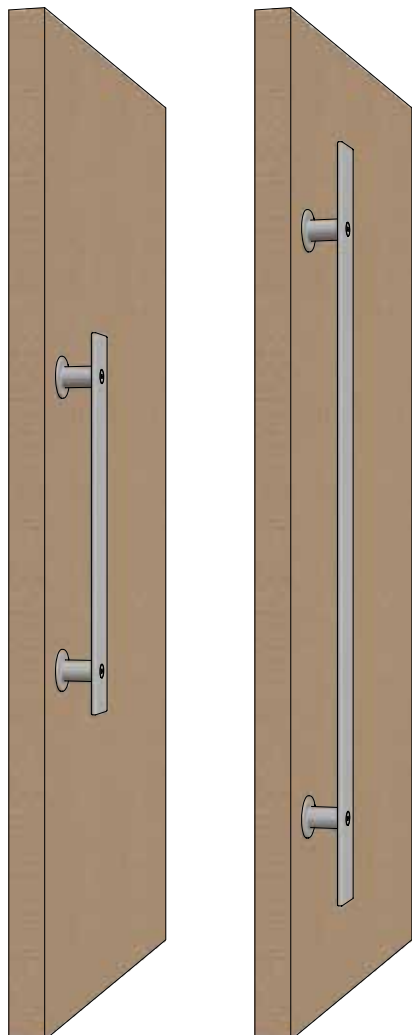
OVERALL PULL LENGTH	NO. OF HOLES	DIMENSION CTC
18 in [457 mm]	2	14 in [356 mm]
36 in [914 mm]	2	28 in [711 mm]

PRODUCT DIMENSION DETAILS



CFT-SP18 (18 in [457 mm]) SHOWN ON LEFT
CFT-SP36 (36 in [914 mm]) SHOWN ON RIGHT

DOOR PREP DETAILS



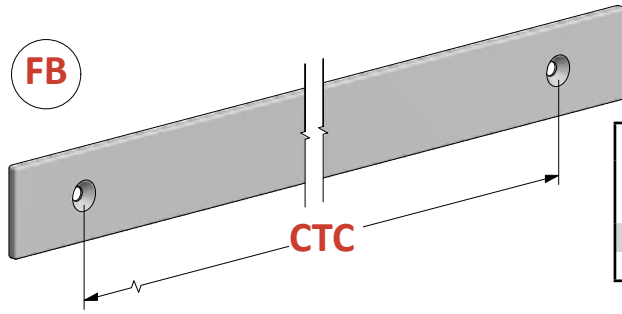
CFT-SP[] FLAT BAR SINGLE DOOR HANDLE PULLS

INSTRUCTION SHEET



K.N.CROWDER MFG. INC.

PARTS LIST



CFT-FBDP-[DOOR PULL LENGTH]
 FLAT BAR DOOR PULL (1)
 (DOOR PULL LENGTH, SEE CHART BELOW)

CENTER TO CENTER HOLE SPACING FOR DOOR PULLS				
OVERALL PULL LENGTH		NO. OF HOLES	DIMENSION	CTC
18 in	[457 mm]	2	14 in	[356 mm]
36 in	[914 mm]	2	28 in	[711 mm]

SWI
 5/16-18 SOFT WOOD
 FLANGE ANCHOR (2)

or HWI
 5/16-18 HARD WOOD
 KNIFE ANCHOR (2)

C
 CFT-DPB-C (2)
 (DOOR PULL BRACKET TYPE "C",
 CLEARANCE HOLE THROUGH)

FC
 1/4-20 X 3" FLAT HEAD
 SOCKET CAP SCREW (2)

ASSEMBLY

