

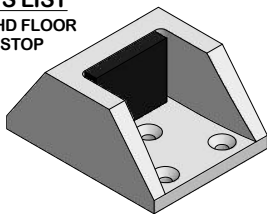
C-102HD FLOOR DOOR STOP

INSTRUCTION SHEET



PARTS LIST

C-102HD FLOOR DOOR STOP



#10 X 1-3/4" TAPCON
SCREWS (4)



#10 X 1-3/4" WOOD
SCREWS (4)



C-102HD FLOOR DOOR STOP IS A FLOOR MOUNTED STOP USED TO STOP AND STABILIZE THE BOTTOM OF THE DOOR. IT IS IDEAL FOR HEAVY AND LARGER THAN STANDARD DOOR APPLICATIONS AND FOR CONSTANT USE.

INSTRUCTIONS:

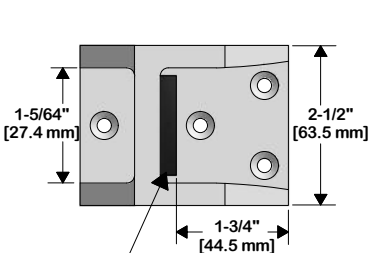
C-102HD FLOOR DOOR STOP CAN ACCOMMODATE DOORS UP TO 1-3/4" THICK. MINIMUM FLOOR CLEARANCE IS 3/8".

STEP 1

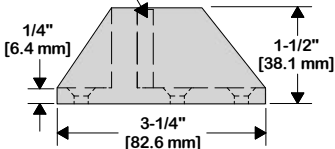
PLACE THE DOOR IN CLOSED POSITION, OR THE REQUIRED STOPPING LOCATION. POSITION C-102HD AGAINST THE DOOR. HOLD STOP IN POSITION WHILE MARKING HOLE LOCATIONS.

STEP 2

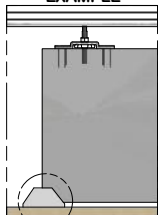
SECURE TO FLOOR WITH #10 X 1-3/4" TAPCON SCREWS OR #10 X 1-3/4" WOOD SCREWS WITH A PHILLIPS DRIVER BIT. PRE-DRILL HOLES FOR THE SCREWS WITH 5/32"Ø DRILL BIT.



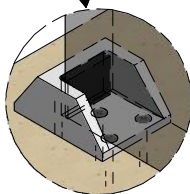
1/4" SOLID NEOPRENE



DOOR APPLICATION EXAMPLE



BOTTOM
BACK END
OF DOOR



WEBSITE: www.kncrowder.com
E-MAIL: customerservice@kncrowder.com

K.N. CROWDER MFG. INC.
1220 BURLOAK DRIVE
BURLINGTON, ONTARIO, CANADA, L7L 6B3
TELEPHONE: 905-315-9788 - FAX: 905-315-8090
TOLL FREE FAX: 1-800-567-0123
K.N. CROWDER INC.
210 EIGHTH STREET SOUTH
LEWISTON, NEW YORK, U.S.A. 14092
TELEPHONE: 1-716-754-8247
TOLL FREE FAX: 1-800-567-0123