

C-2180 Passage Set

Installation Instructions


KNC
Door Locks & Pulls

Specifications

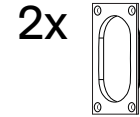
Door Thickness: 1 3/8 in [34.9 mm] to 2 1/4 in [57.2 mm]

Not to scale

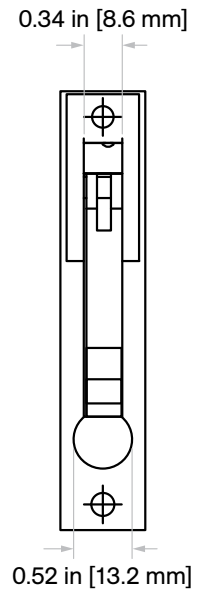
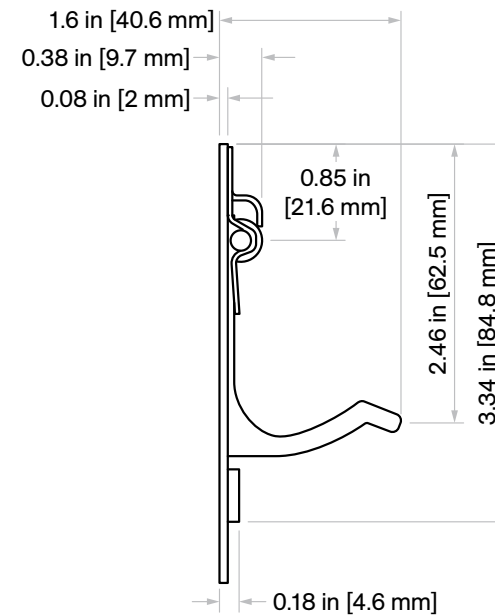
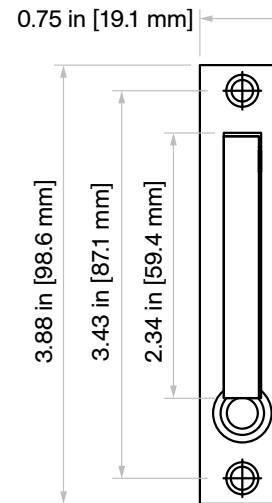
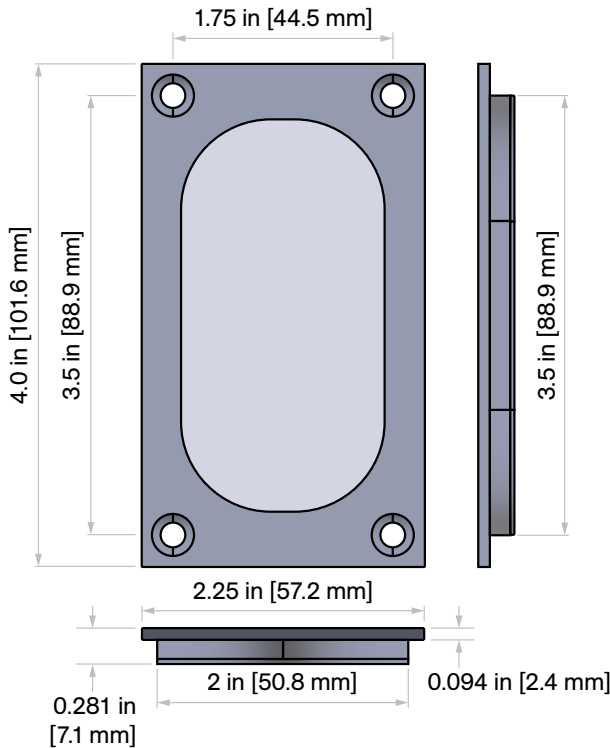
Included Components



C-21
Edge Pull Body



C-80
Flush Pull



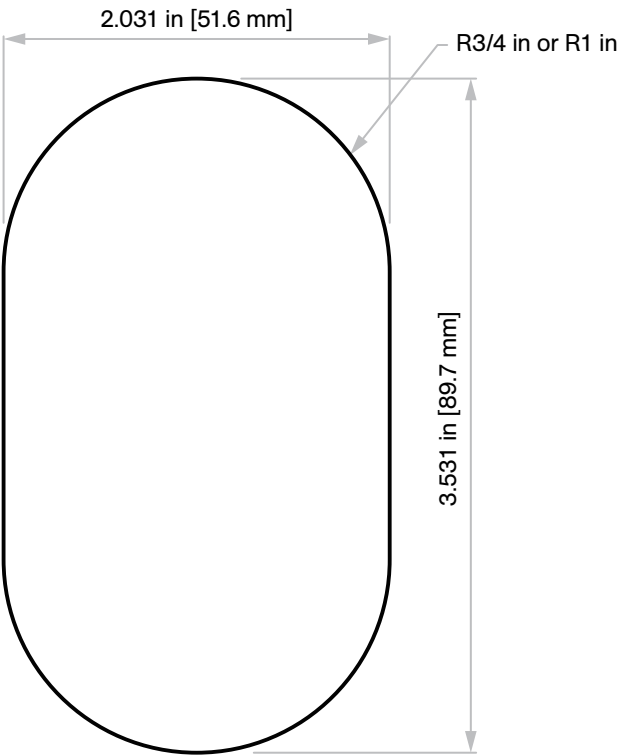
Door Prep Template

Horizontal and vertical spacing of the flush pulls is up to the end user. However, we do suggest to line up the backset with the other locks on your project.

For example: 2 in [50.8 mm], 2.5 in [63.5 mm], 2.75 in [69.8 mm], 5 in [127 mm], and 6 in [152.4 mm]

Responsibility
Door and frame manufacturers are responsible for providing adequate construction or reinforcement for proper installation of hardware shown.

C-80B



C-21

