

C-50FP Pocket Privacy Lockset

Barrier-Free (ADA Compliant)

Installation Instructions

Suitable for 4.75 in [120.7 mm] - 10 in [254 mm] frame - see chart A

Door must be aligned to middle of jamb/pocket

Not to scale

KNC
Door Locks & Pulls

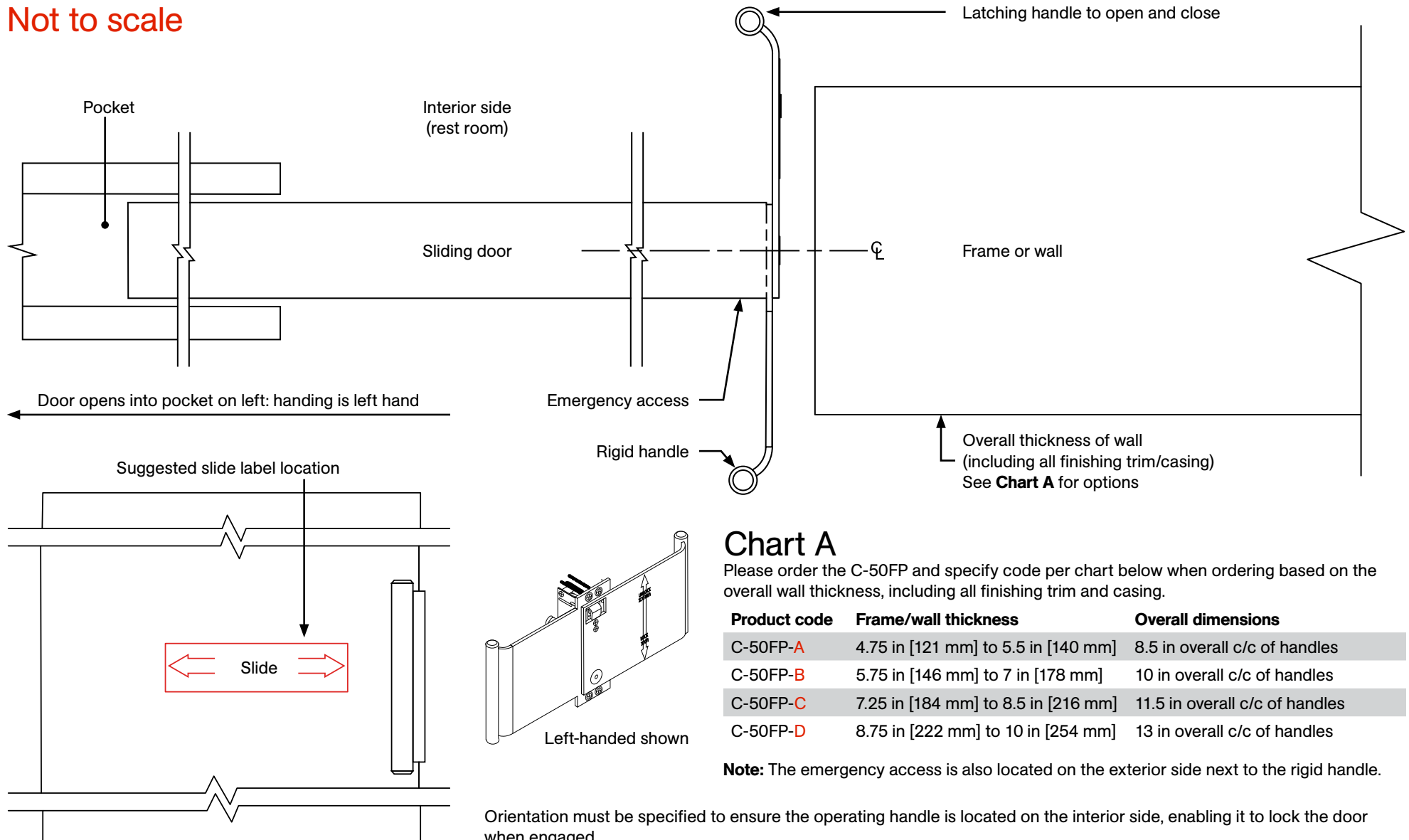


Chart A

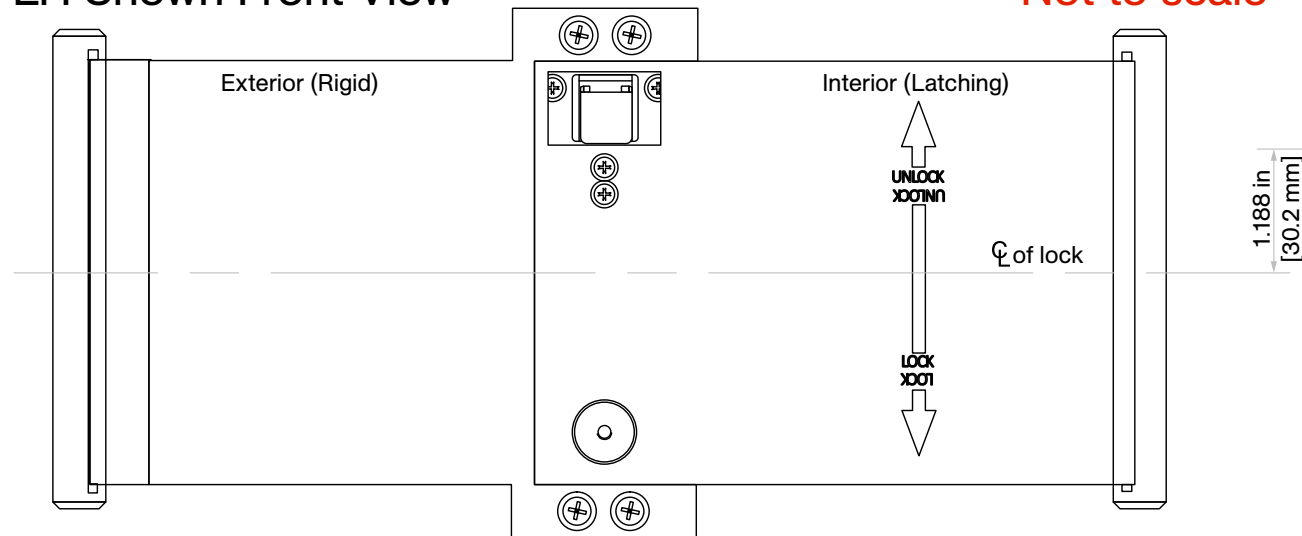
Please order the C-50FP and specify code per chart below when ordering based on the overall wall thickness, including all finishing trim and casing.

Product code	Frame/wall thickness	Overall dimensions
C-50FP-A	4.75 in [121 mm] to 5.5 in [140 mm]	8.5 in overall c/c of handles
C-50FP-B	5.75 in [146 mm] to 7 in [178 mm]	10 in overall c/c of handles
C-50FP-C	7.25 in [184 mm] to 8.5 in [216 mm]	11.5 in overall c/c of handles
C-50FP-D	8.75 in [222 mm] to 10 in [254 mm]	13 in overall c/c of handles

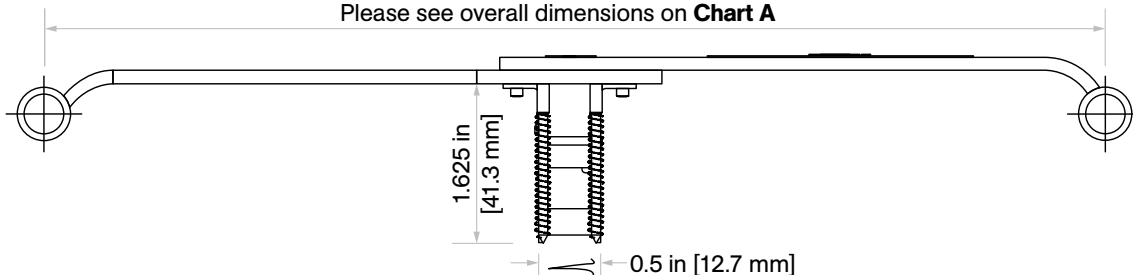
Installation Steps

1. Our standard C-50FP assembly will work with a frame/wall of up to 5.5 in [139.7 mm] width - see [Chart A](#)
2. To determine handing for C-50FP, please see [Handing Chart](#)
3. To adjust resistance to lock/unlock:
 - a. Turn set-screw cw - use 3/16 in hex key (allen wrench) to increase resistance to lock/unlock
 - b. Turn set-screw ccw - use 3/16 in hex key (allen wrench) to decrease resistance to lock/unlock
4. Prepare door and frame as indicated on page 3, strike preparation is same
5. Insert door pull and install using supplied quantity four (4) #8 x 1-5/8" Flat Head PH drywall screws
6. Install strike using supplied (2) #8 x 3/4" Flat Head WS then test unit
7. Install lock/unlock decal and slide decals as shown on pages 1 and 2
8. For emergency access, please see page 4

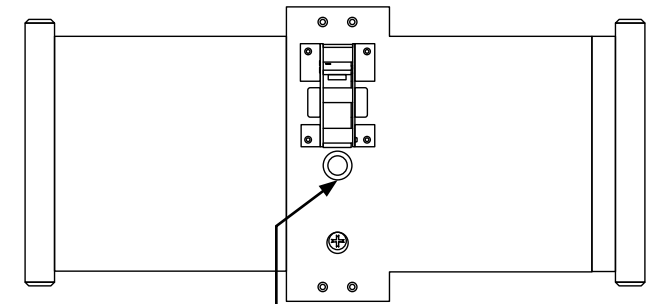
LH Shown Front View



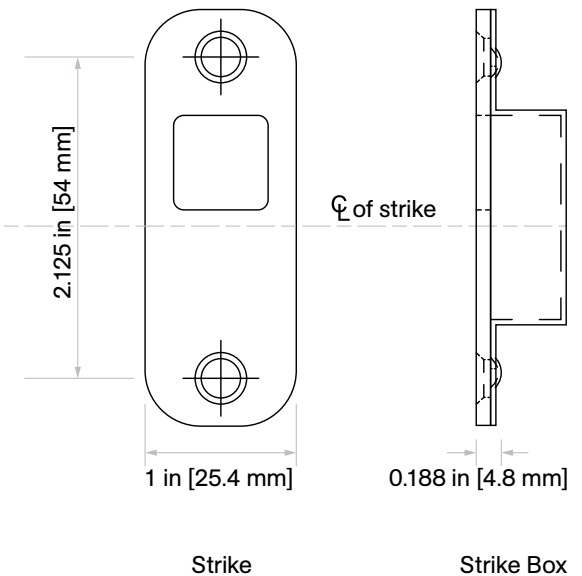
Please see overall dimensions on **Chart A**



LH Shown Back View



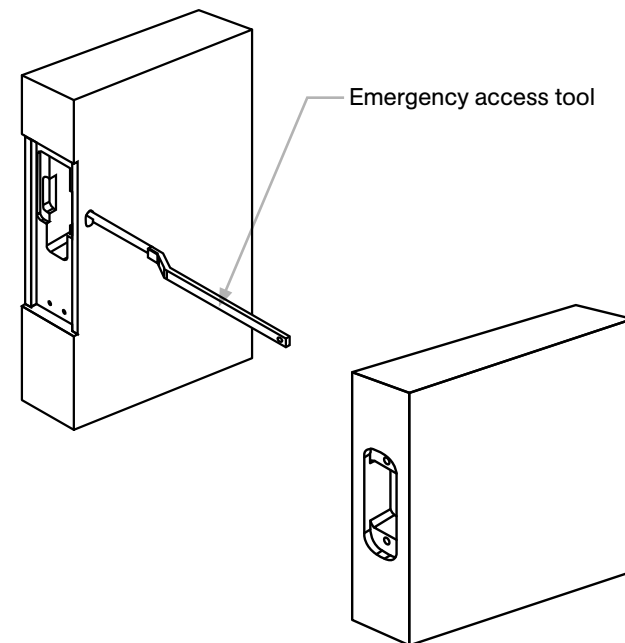
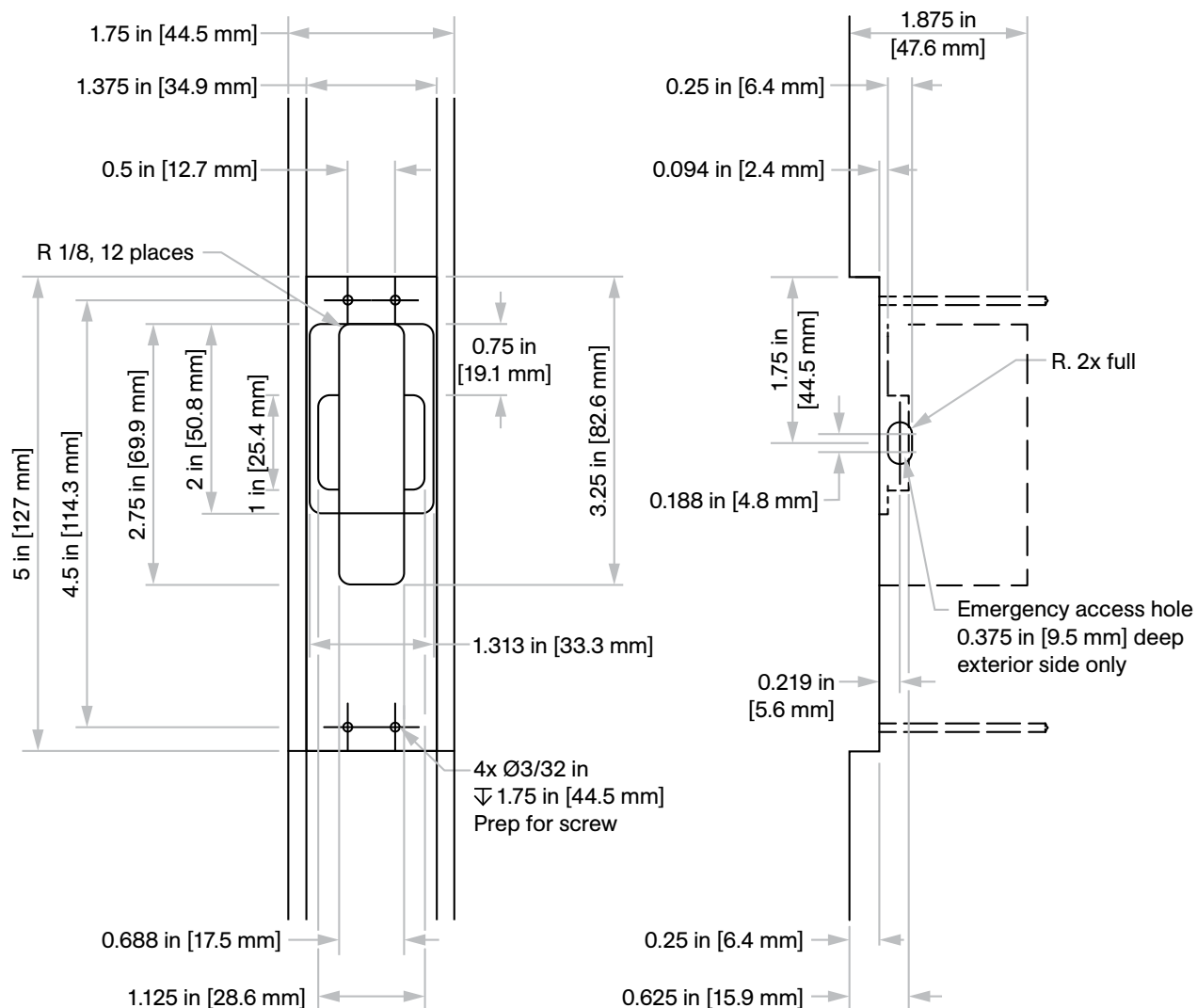
Refer to note 3 to adjust lock/unlock resistance



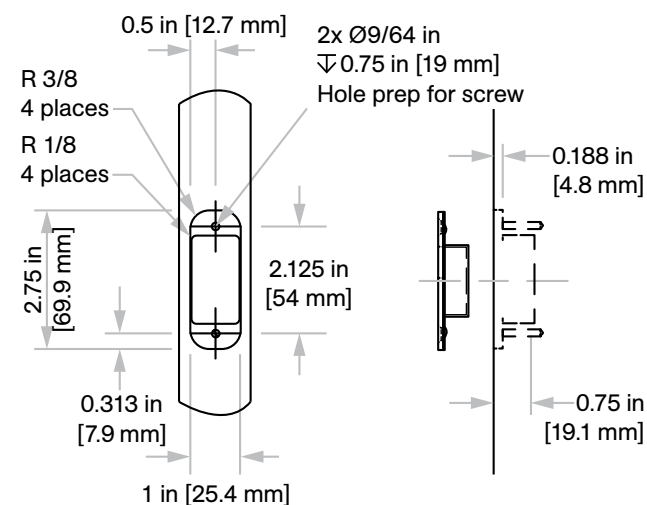
Door Prep Details

For 1 3/8 in [34.9 mm] to 1 3/4 in [44.5 mm] doors

Not to scale



Strike Prep in Wood Frame



KN Crowder

1220 Burloak Drive, Burlington, Ontario, Canada, L7L 6B3
 T. 1-866-999-1562 customerservice@kncrowder.com kncrowder.com
 © 2020-2025 K.N. Crowder Mfg. Inc. All Rights Reserved.