

# C-80 Series

## Flush Pull Options

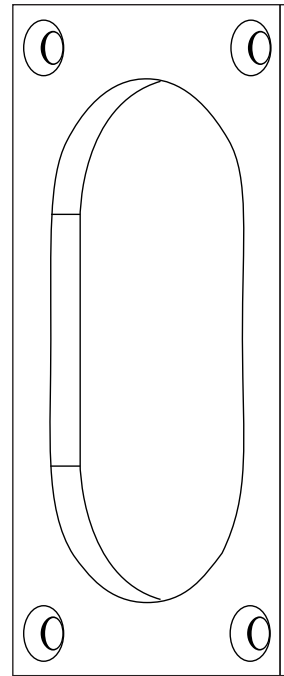
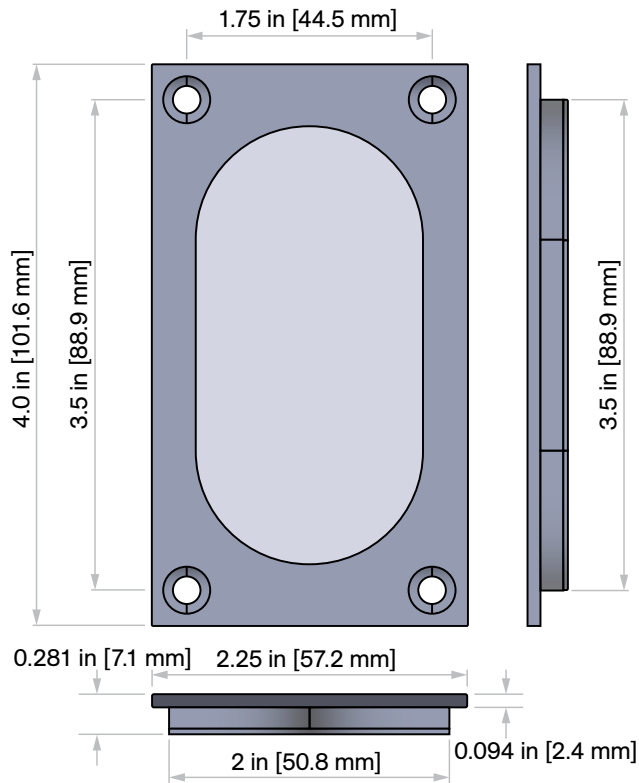
Product Detail

## Specifications

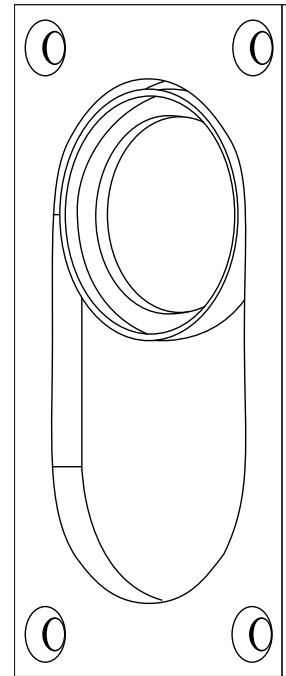
**Material:** Solid brass or bronze

**Finish:** As required

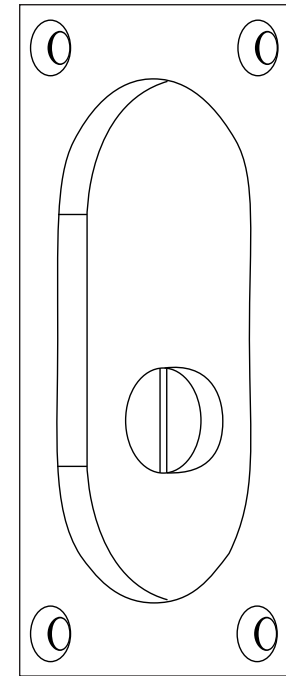
Not to scale



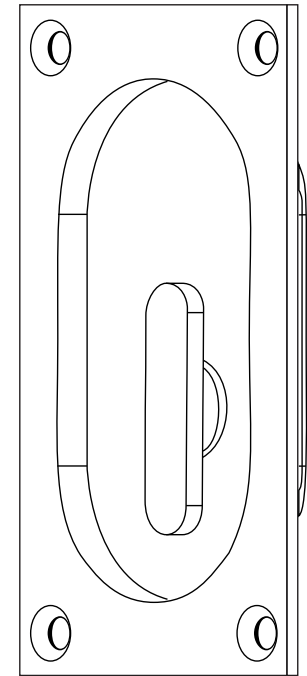
**C-80B**  
Blank Flush Pull



**C-80C**  
Cylinder Hole Flush Pull



**C-80E**  
Emergency Release Coin  
Turn Flush Pull



**C-80T**  
Thumb Turn Flush Pull

**For C-80B Blank Flush Pull single use, door prep should be as follows:**

2.031 in x 3.531 in x 0.375 in with corners at R3/4 in or R1 in  
[51.6 mm x 89.7 mm x 9.5 mm with corners at R19.1 mm or R25.4 mm]

**Door prep details**

Review specific lock/pull set templates for details