

C-80L-CT Security Lockset

Installation Instructions

KNC
Door Locks & Pulls

Specifications:

Case: Heavy gauge wrought

Armor Front: Brass, bronze, stainless

Dead Bolt: 1/2 in [12.7 mm] thick x 5/8 in [15.8 mm] high x 1 in [25.4 mm] throw

Pull: 1/4 in [6.4 mm] thick x 1 1/2 in [38.1 mm] high x 7/8 in [22.2 mm] swingout

Thumb Turn Hub: 3/16 in [4.8 mm] on the diamond

Cam: See details of cam required for cylinders used with the C-80L Lock & Pull

Cam Required: B520-233

Dimensions

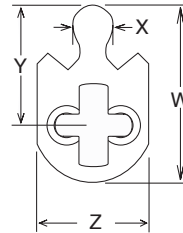
W = 1.000 in [25.4 mm]

X = 0.232 in [5.9 mm]

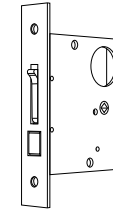
Y = 0.729 in [18.5 mm]

Z = 0.694 in [17.6 mm]

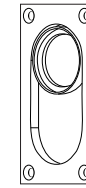
Suitable for 1 3/8 in [34.9 mm] up to 1 3/4 in [44.4 mm] thick doors



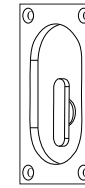
Components Included:



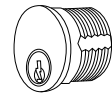
C-80L
Lock & Edge
Pull Body



C-80C
Cylinder
Flush Pull



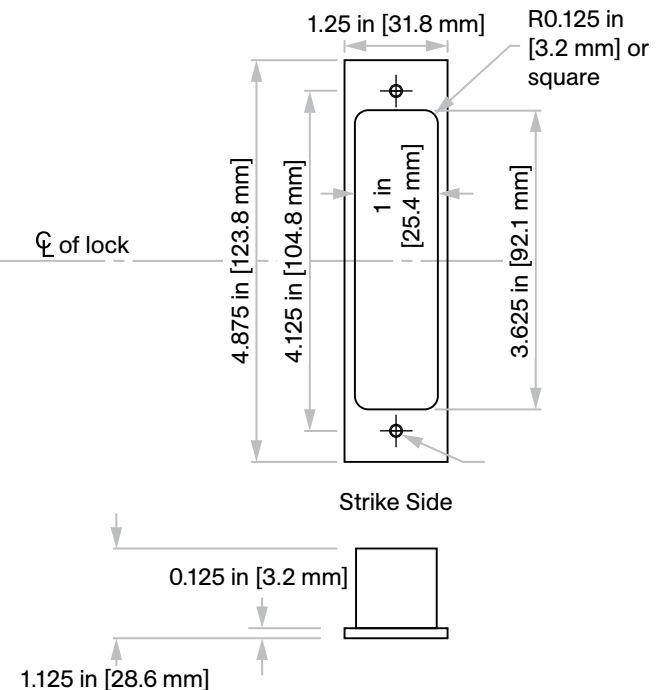
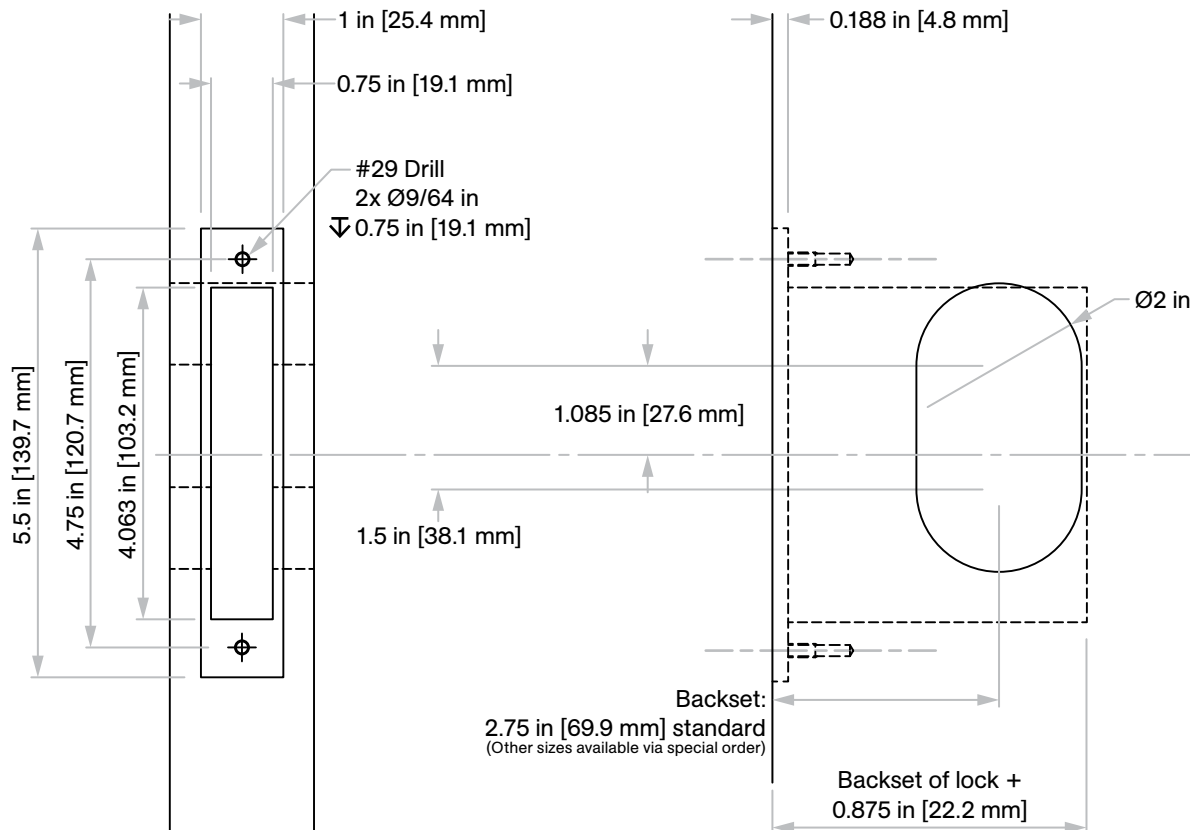
C-80T
Thumb Turn
Flush Pull



Cylinder

1 in Diameter hole
x 1 in Depth. 5-PIN
Schlage "C" Key
Way (will sit flush
with door)

Not to scale



KN Crowder

1220 Burloak Drive, Burlington, Ontario, Canada, L7L 6B3
T. 1-866-999-1562 customerservice@kncrowder.com kncrowder.com
© 2020-2022 K.N. Crowder Mfg. Inc. All Rights Reserved.