


C-80L-CT Security Lockset










FEATURES

- Cylinder + Thumb Turn with Edge Pull**
- Flush Pulls:** 2 1/4 in [57.2 mm] x 4 in [101.6 mm]
- Edge Pull:** swing-out
- Door Thickness:** 1 3/8 in [34.9 mm] to 1 3/4 in [44.5 mm]
- Strike Plate:** 1 1/4 in [31.8 mm] x 4 7/8 in [123.8 mm]
- Dustproof Box:** included
- Backset:** standard 2 3/4 in [69.9 mm] (alternative backsets available upon request)

INCLUDED COMPONENTS

- | | | | |
|---|-----------------------------------|--|---------------------------------|
|  | 1 - C-80L Lock and Edge Pull Body |  | 1 - C-80T Thumb Turn Flush Pull |
|  | 1 - C-80C Cylinder Flush Pull |  | 1 - Cylinder |

FINISHES

- | | | | |
|---|------------------------|---|--------------------------|
|  | 626 Dull Chrome |  | 618 Bright Nickel Plated |
|  | 605 Bright Brass |  | 619 Dull Nickel Plated |
|  | 606 Dull Brass |  | 622 Flat Black* |
|  | 613 Oil Rubbed Bronze* |  | 625 Bright Chrome |

Custom Finish _____

* Bolt and edge pull will remain a lacquered satin brass

Customer Name	Job No./Name	Date	Provided By
_____	_____	_____	_____

Notes

Installation Instructions

