

C-80L-ET Privacy Lockset

Installation Instructions

Specifications

Case: Heavy gauge wrought

Armor Front: Brass, bronze, stainless

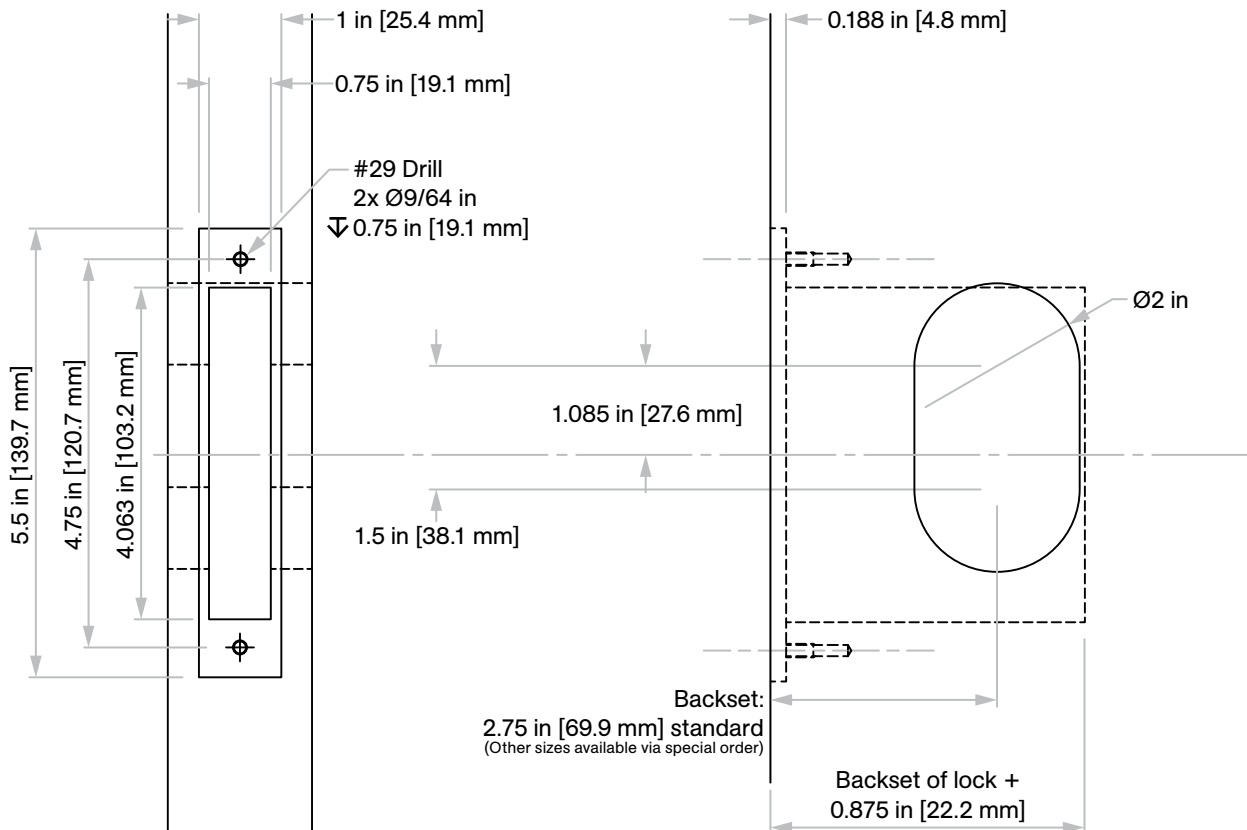
Dead Bolt: 1/2 in [12.7 mm] thick x 5/8 in [15.8 mm] high x 1 in [25.4 mm] throw

Pull: 1/4 in [6.4 mm] thick x 1 1/2 in [38.1 mm] high x 7/8 in [22.2 mm] swingout

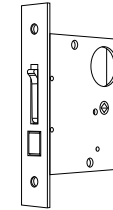
Thumb Turn Hub: 3/16 in [4.8 mm] on the diamond

Door Thickness: 1 3/8 in [34.9 mm] to 1 3/4 in [44.5 mm]

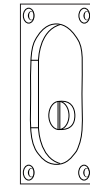
Not to scale



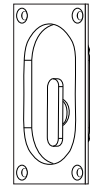
Included Components



C-80L
Lock and Edge
Pull Body



C-80E
Emergency
Release Coin
Turn Flush Pull



C-80T
Thumb Turn
Flush Pull

