

C-90BP-ET Privacy Bi-parting Lockset

Installation Instructions

KNC
Door Locks & Pulls

Specifications

Case: Heavy gauge wrought

Armor Front: Brass, bronze, stainless

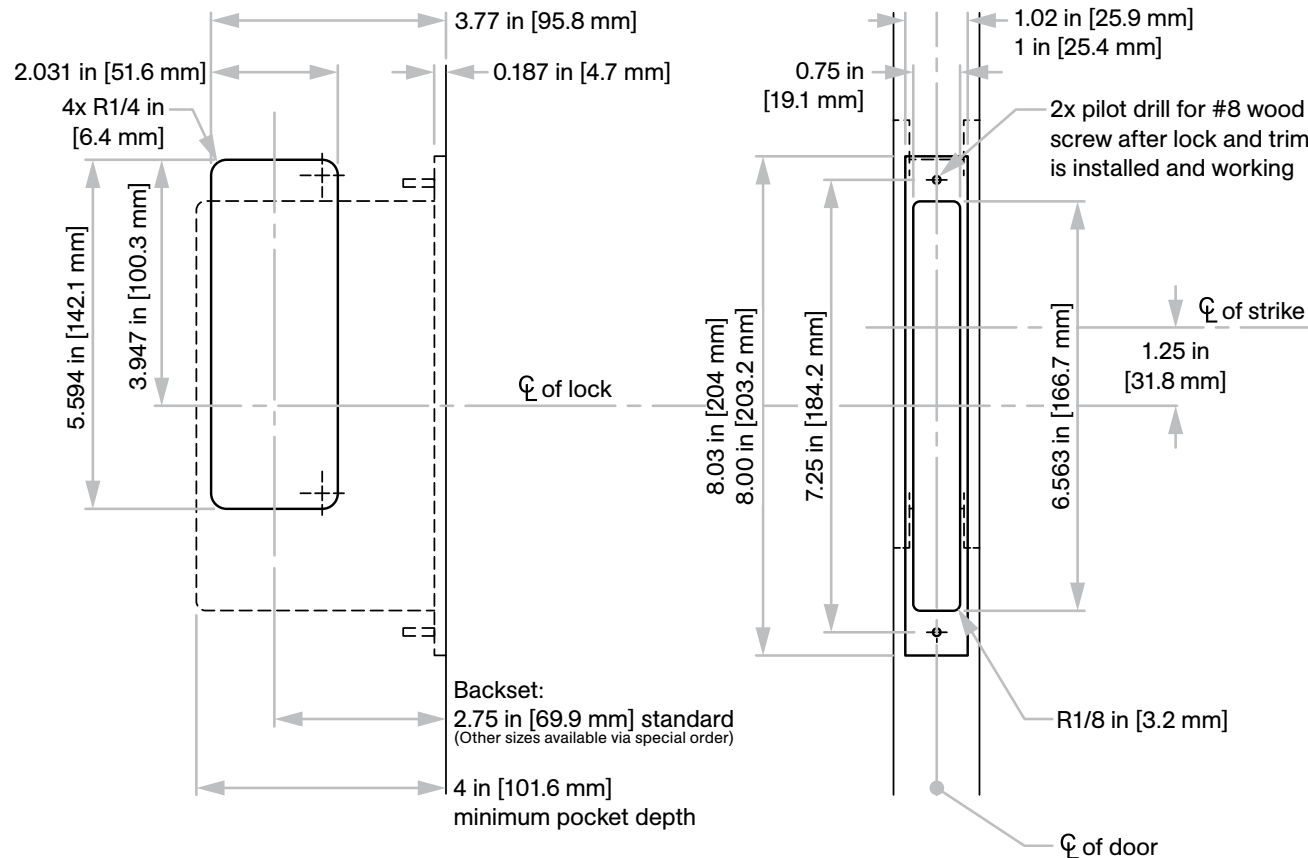
Dead Bolt: 1/2 in [12.7 mm] thick x 1 7/32 in [31 mm] high x 1 in [25.4 mm] throw

Pull: 1/2 in [12.7 mm] thick x 2 in [50.8 mm] high x 1 1/4 in [31.8 mm] throw

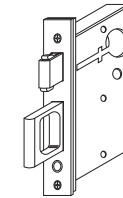
Thumb Turn Hub: 3/16 in [4.8 mm] on the diamond

Door Thickness: 1 3/8 in [34.9 mm] to 2 1/4 in [57.2 mm]

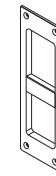
Not to scale



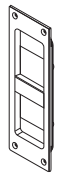
Included Components



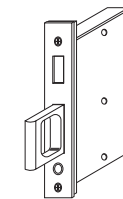
C-90L
Lock and Edge
Pull Body



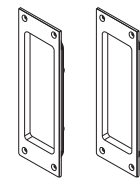
C-90E
Flip Cover Emergency
Access Flush Pull



C-90T
Thumb Slide
Flush Pull



C-90S
Strike and Edge
Pull Body



C-90B
Blank Flush Pulls

Door prep is the same for both doors.

Note: Cylinder will not sit flush on 1 3/8 in [34.9 mm] doors

KN Crowder

1220 Burloak Drive, Burlington, Ontario, Canada, L7L 6B3
T. 1-866-999-1562 customerservice@kncrowder.com kncrowder.com
© 2020-2023 K.N. Crowder Mfg. Inc. All Rights Reserved.