

# C-90BP-ET Privacy Bi-parting Lockset

Installation Instructions

**KNC**  
Door Locks & Pulls

## Specifications

**Case:** Heavy gauge wrought

**Armor Front:** Brass, bronze, stainless

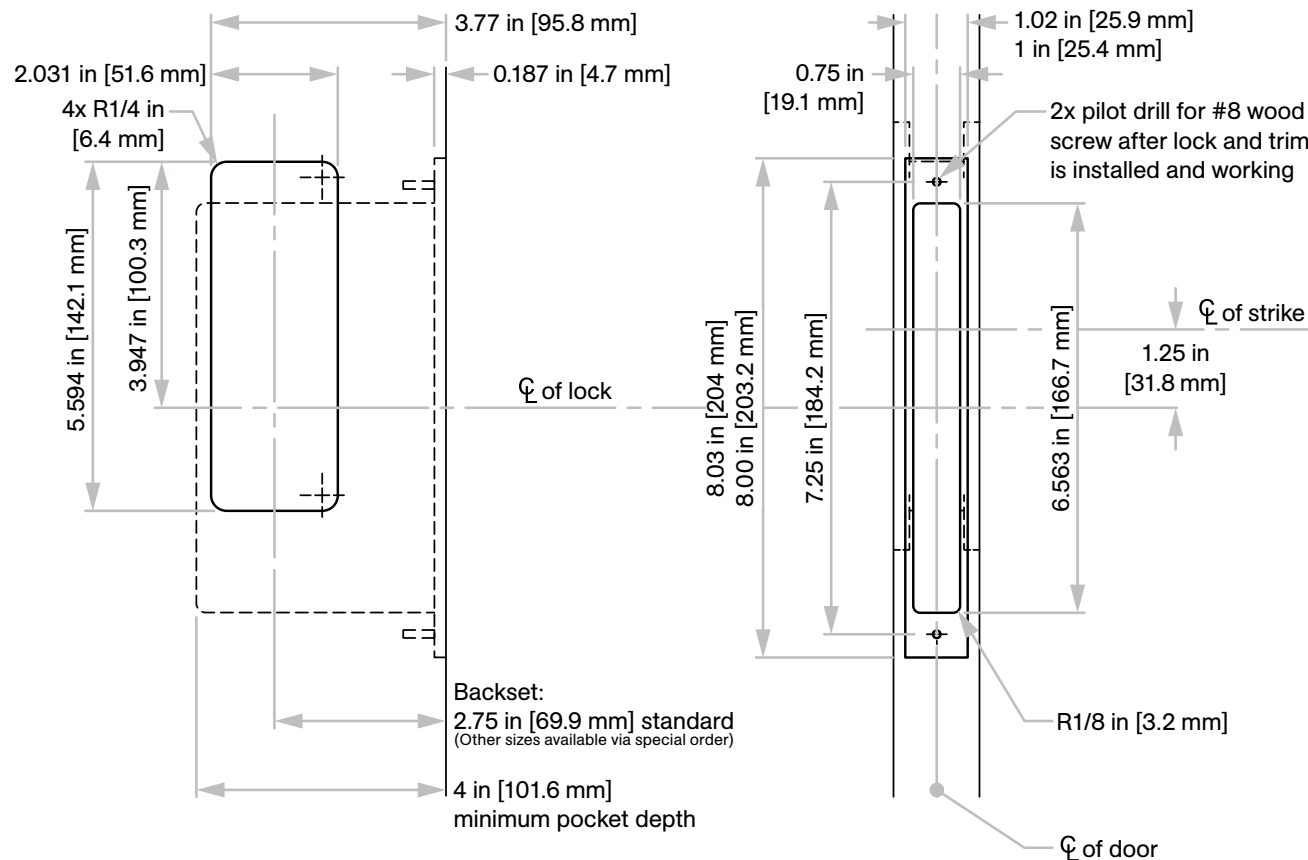
**Dead Bolt:** 1/2 in [12.7 mm] thick x 1 7/32 in [31 mm] high x 1 in [25.4 mm] throw

**Pull:** 1/2 in [12.7 mm] thick x 2 in [50.8 mm] high x 1 1/4 in [31.8 mm] throw

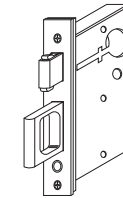
**Thumb Turn Hub:** 3/16 in [4.8 mm] on the diamond

**Door Thickness:** 1 3/8 in [34.9 mm] to 2 1/4 in [57.2 mm]

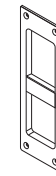
Not to scale



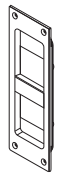
## Included Components



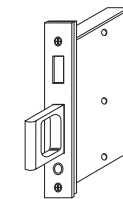
**C-90L**  
Lock and Edge  
Pull Body



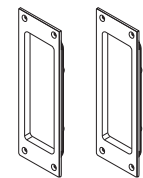
**C-90E**  
Flip Cover Emergency  
Access Flush Pull



**C-90T**  
Thumb Slide  
Flush Pull



**C-90S**  
Strike and Edge  
Pull Body



**C-90B**  
Blank Flush Pulls

Door prep is the same for both doors.

**Note:** Cylinder will not sit flush on 1 3/8 in [34.9 mm] doors

**KN Crowder**

1220 Burloak Drive, Burlington, Ontario, Canada, L7L 6B3  
T. 1-866-999-1562 customerservice@kncrowder.com kncrowder.com  
© 2020-2025 K.N. Crowder Mfg. Inc. All Rights Reserved.