

C-90L-ET Privacy Lockset

Installation Instructions

KNC
Door Locks & Pulls

Specifications:

Case: Heavy gauge wrought

Armor Front: Brass, bronze, stainless

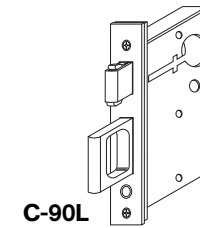
Dead Bolt: 1/2 in [12.7 mm] thick x 1 7/32 in [31 mm] high x 1 in [25.4 mm] throw

Pull: 1/2 in [12.7 mm] thick x 2 in [50.8 mm] high x 1 1/4 in [31.8 mm] throw

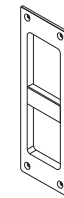
Thumb Turn Hub: 3/16 in [4.8 mm] on the diamond

Suitable for 1 3/8 in [34.9 mm] up to 2 1/4 in [57.1 mm] thick doors

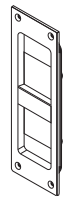
Components Included:



C-90L
Lock & Edge
Pull Body

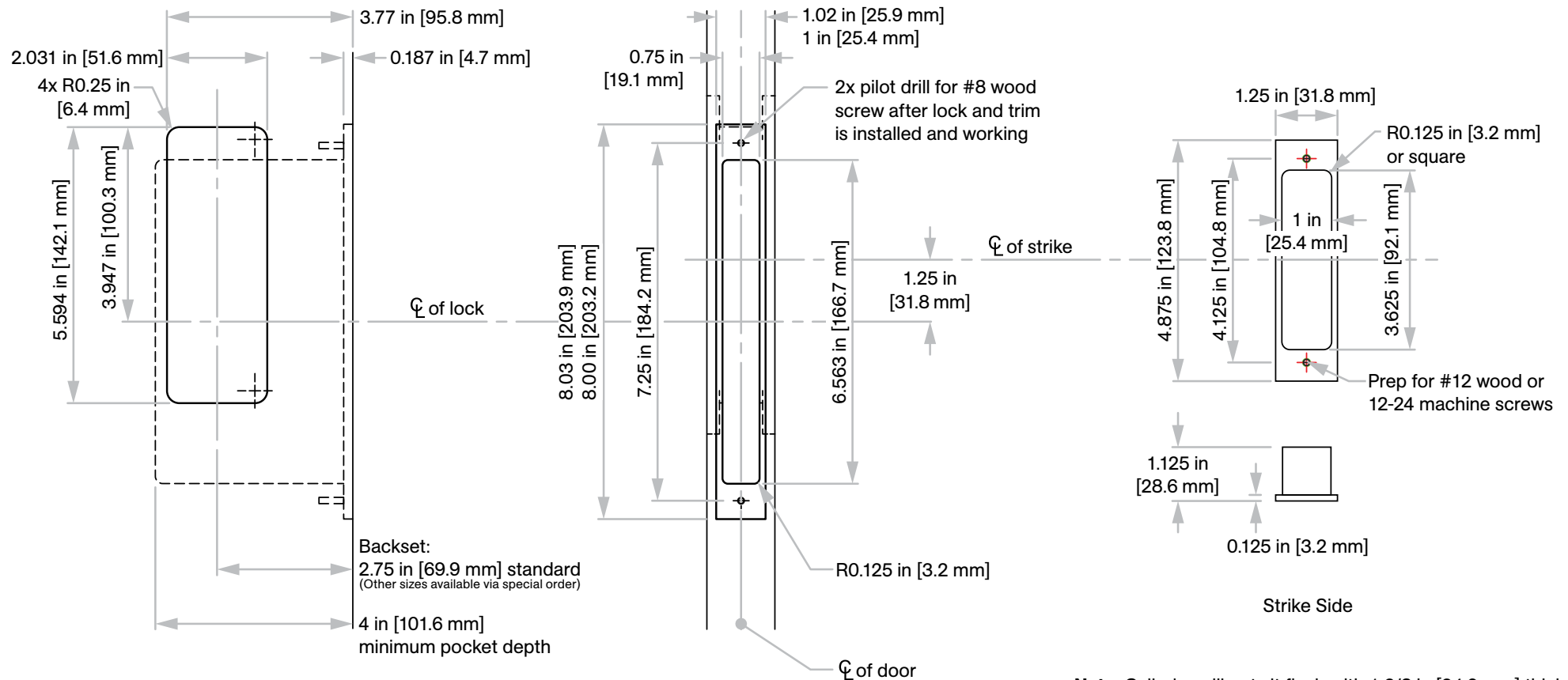


C-90E
Flip Cover Emergency
Access Flush Pull



C-90T
Thumb Slide
Flush Pull

Not to scale



Note: Cylinder will not sit flush with 1 3/8 in [34.9 mm] thick doors.

KN Crowder

1220 Burloak Drive, Burlington, Ontario, Canada, L7L 6B3
T. 1-866-999-1562 customerservice@kncrowder.com kncrowder.com
© 2020-2022 K.N. Crowder Mfg. Inc. All Rights Reserved.