

C-90L-OT Privacy Lockset

Installation Instructions



Specifications

Case: Heavy gauge wrought

Armor Front: Brass, bronze, stainless

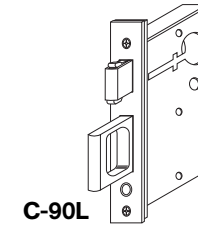
Dead Bolt: 1/2 in [12.7 mm] thick x 1 7/32 in [31 mm] high x 1 in [25.4 mm] throw

Pull: 1/2 in [12.7 mm] thick x 2 in [50.8 mm] high x 1 1/4 in [31.8 mm] throw

Thumb Turn Hub: 3/16 in [4.8 mm] on the diamond

Door Thickness: 1 3/4 in [44.5 mm] to 2 1/4 in [57.2 mm]

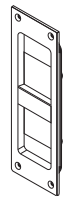
Included Components



C-90L
Lock and Edge
Pull Body

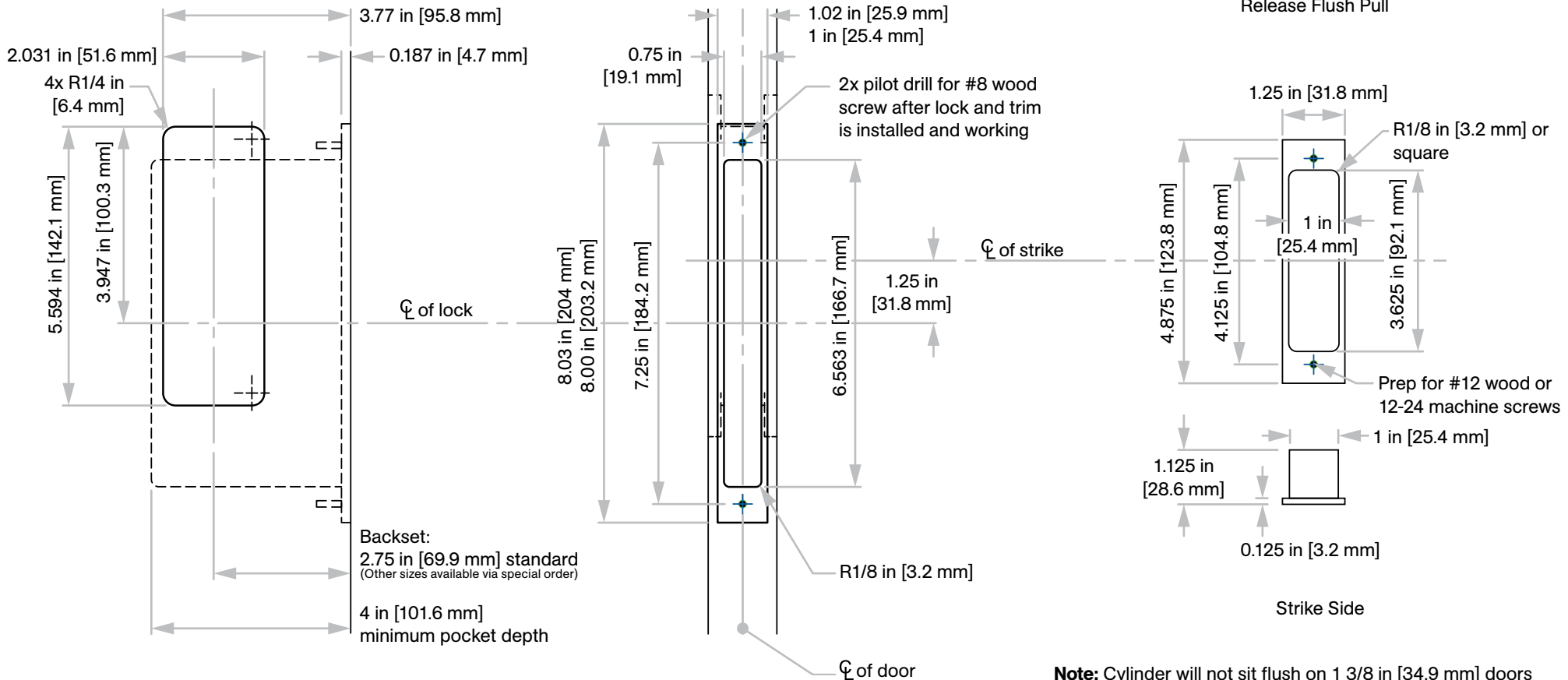


C-90OI
Occupancy
Indicator with Coin
Turn Emergency
Release Flush Pull



C-90T
Thumb Slide
Flush Pull

Not to scale



Note: Cylinder will not sit flush on 1 3/8 in [34.9 mm] doors