

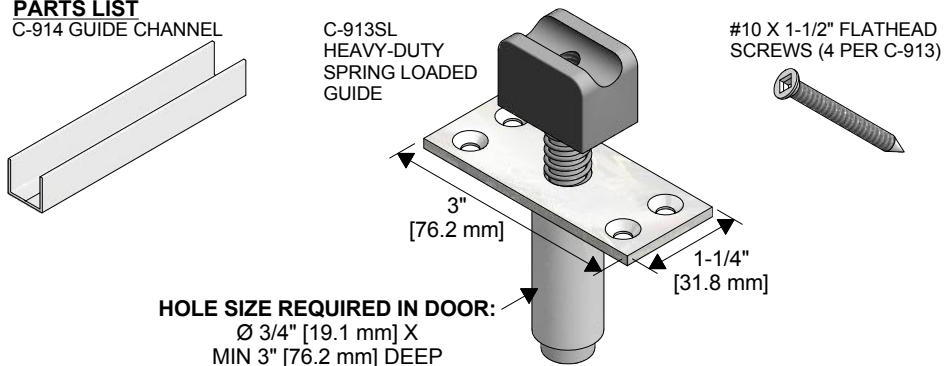
C-913SL/C-914 GUIDE SYSTEM INSTRUCTION SHEET new **KNC** K.N.CROWDER MFG. INC.

PARTS LIST

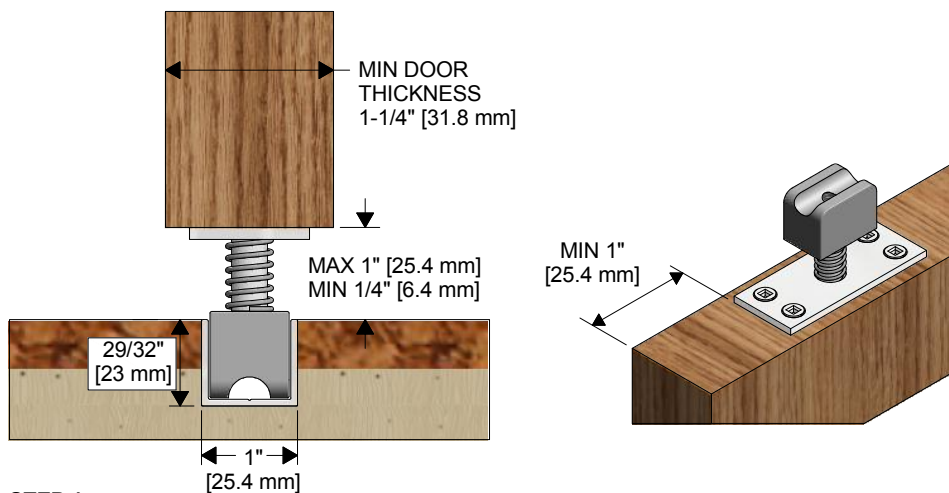
C-914 GUIDE CHANNEL

C-913SL
HEAVY-DUTY
SPRING LOADED
GUIDE

#10 X 1-1/2" FLATHEAD
SCREWS (4 PER C-913)



HOLE SIZE REQUIRED IN DOOR:
Ø 3/4" [19.1 mm] X
MIN 3" [76.2 mm] DEEP



STEP 1

CUT C-914 ALUMINUM GUIDE CHANNEL TO CORRECT LENGTH IF REQUIRED.

STEP 2

PREPARE SLOT IN FLOOR AT LEAST 1" [25.4 mm] WIDE IN CENTER OF DOOR, AND AT LEAST 29/32" [23 mm] DEEP. IT IS RECOMMENDED TO MAKE THE SLOT AS ACCURATE AS POSSIBLE FOR SECURE FIT AND NEAT APPEARANCE.

GUIDE CHANNEL SHOULD BE FLUSH WITH FINISHED FLOOR.

STEP 3

DRILL HOLES IN C-914 CHANNEL, AND PRE-DRILL HOLES IN FLOOR. SCREW CHANNEL INTO PLACE. (#8 SCREW SIZE RECOMMENDED)

STEP 4

LOCATE C-913SL SPRING LOADED GUIDE MINIMUM 1" FROM EACH EDGE OF DOOR. DRILL PILOT HOLE Ø 3/4" [19.1 mm] X MINIMUM 3" [76.2 mm] DEEP. SECURE C-913SL TO DOOR WITH #10 X 1-1/2" FLATHEAD SCREWS (4).

STEP 5

CONTINUE WITH PROJECT BY INSTALLING HANGERS AND PLACING DOOR IN POSITION.

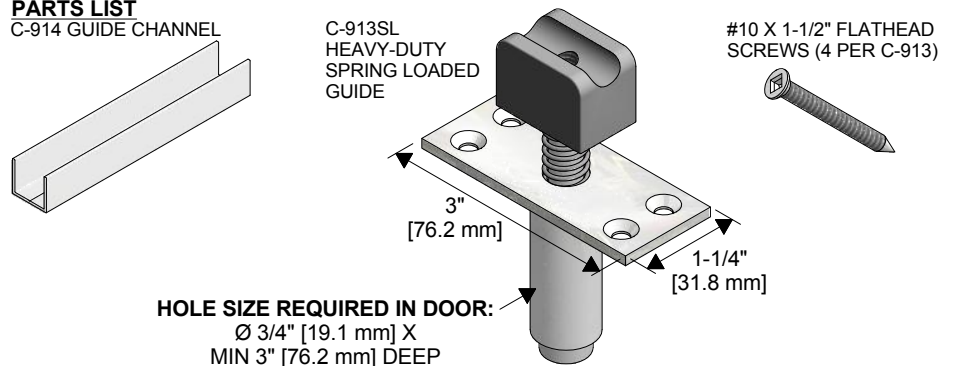
C-913SL/C-914 GUIDE SYSTEM INSTRUCTION SHEET new **KNC** K.N.CROWDER MFG. INC.

PARTS LIST

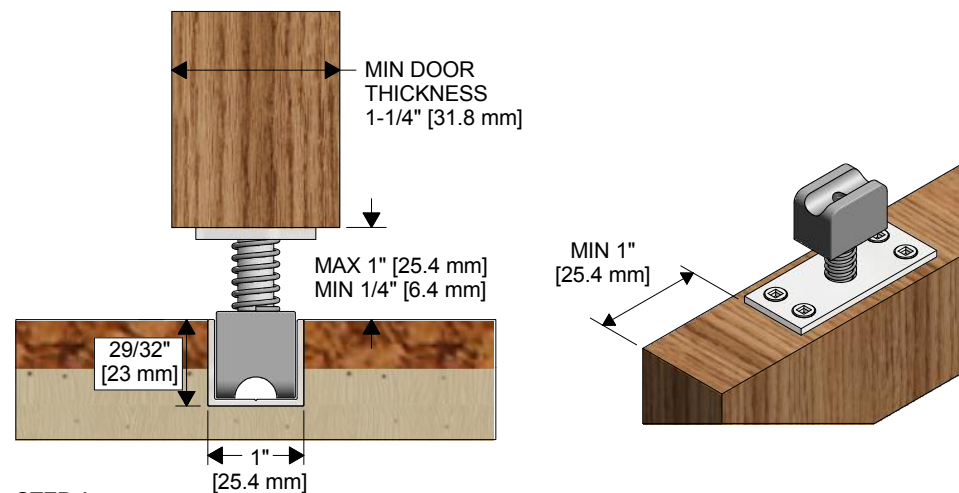
C-914 GUIDE CHANNEL

C-913SL
HEAVY-DUTY
SPRING LOADED
GUIDE

#10 X 1-1/2" FLATHEAD
SCREWS (4 PER C-913)



HOLE SIZE REQUIRED IN DOOR:
Ø 3/4" [19.1 mm] X
MIN 3" [76.2 mm] DEEP



STEP 1

CUT C-914 ALUMINUM GUIDE CHANNEL TO CORRECT LENGTH IF REQUIRED.

STEP 2

PREPARE SLOT IN FLOOR AT LEAST 1" [25.4 mm] WIDE IN CENTER OF DOOR, AND AT LEAST 29/32" [23 mm] DEEP. IT IS RECOMMENDED TO MAKE THE SLOT AS ACCURATE AS POSSIBLE FOR SECURE FIT AND NEAT APPEARANCE.

GUIDE CHANNEL SHOULD BE FLUSH WITH FINISHED FLOOR.

STEP 3

DRILL HOLES IN C-914 CHANNEL, AND PRE-DRILL HOLES IN FLOOR. SCREW CHANNEL INTO PLACE. (#8 SCREW SIZE RECOMMENDED)

STEP 4

LOCATE C-913SL SPRING LOADED GUIDE MINIMUM 1" FROM EACH EDGE OF DOOR. DRILL PILOT HOLE Ø 3/4" [19.1 mm] X MINIMUM 3" [76.2 mm] DEEP. SECURE C-913SL TO DOOR WITH #10 X 1-1/2" FLATHEAD SCREWS (4).

STEP 5

CONTINUE WITH PROJECT BY INSTALLING HANGERS AND PLACING DOOR IN POSITION.



K.N. CROWDER MFG. INC.
1220 BURLOAK DRIVE
BURLINGTON, ONTARIO, CANADA, L7L 6B3
TELEPHONE: 905-315-9788 - FAX: 905-315-8090
TOLL FREE FAX: 1-800-567-0123

K.N. CROWDER INC.
210 EIGHTH STREET SOUTH
LEWISTON, NEW YORK, U.S.A. 14092
TELEPHONE: 1-716-754-8247
TOLL FREE FAX: 1-800-567-0123

WEBSITE: www.kncrowder.com -- E-MAIL: customerservice@kncrowder.com



K.N. CROWDER MFG. INC.
1220 BURLOAK DRIVE
BURLINGTON, ONTARIO, CANADA, L7L 6B3
TELEPHONE: 905-315-9788 - FAX: 905-315-8090
TOLL FREE FAX: 1-800-567-0123

K.N. CROWDER INC.
210 EIGHTH STREET SOUTH
LEWISTON, NEW YORK, U.S.A. 14092
TELEPHONE: 1-716-754-8247
TOLL FREE FAX: 1-800-567-0123

WEBSITE: www.kncrowder.com -- E-MAIL: customerservice@kncrowder.com