

# C-92L-CC Security Lockset

Installation Instructions

**KNC**  
Door Locks & Pulls

## Specifications:

**Case:** Heavy gauge wrought

**Armor Front:** Brass, bronze, stainless

**Dead Bolt:** 1/2 in [12.7 mm] thick x 1 7/32 in [31 mm] high x 1 in [25.4 mm] throw

**Thumb Turn Hub:** 3/16 in [4.8 mm] on the diamond

**Cam Specifications:** See details of cam required for cylinders used with the C-90L Lock & Pull

**Suitable for 1 3/4 in [44.4 mm] up to 2 1/4 in [57.1 mm] thick doors**

## Cam Required: B520-233

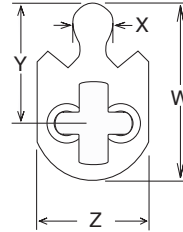
Dimensions

W = 1.000 in [25.4 mm]

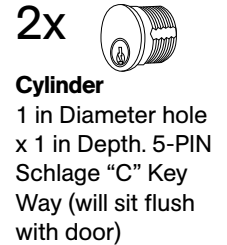
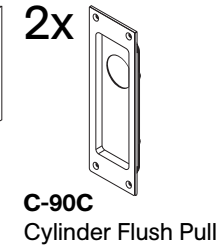
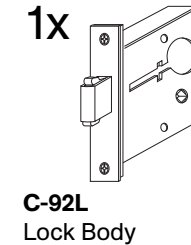
X = 0.232 in [5.9 mm]

Y = 0.729 in [18.5 mm]

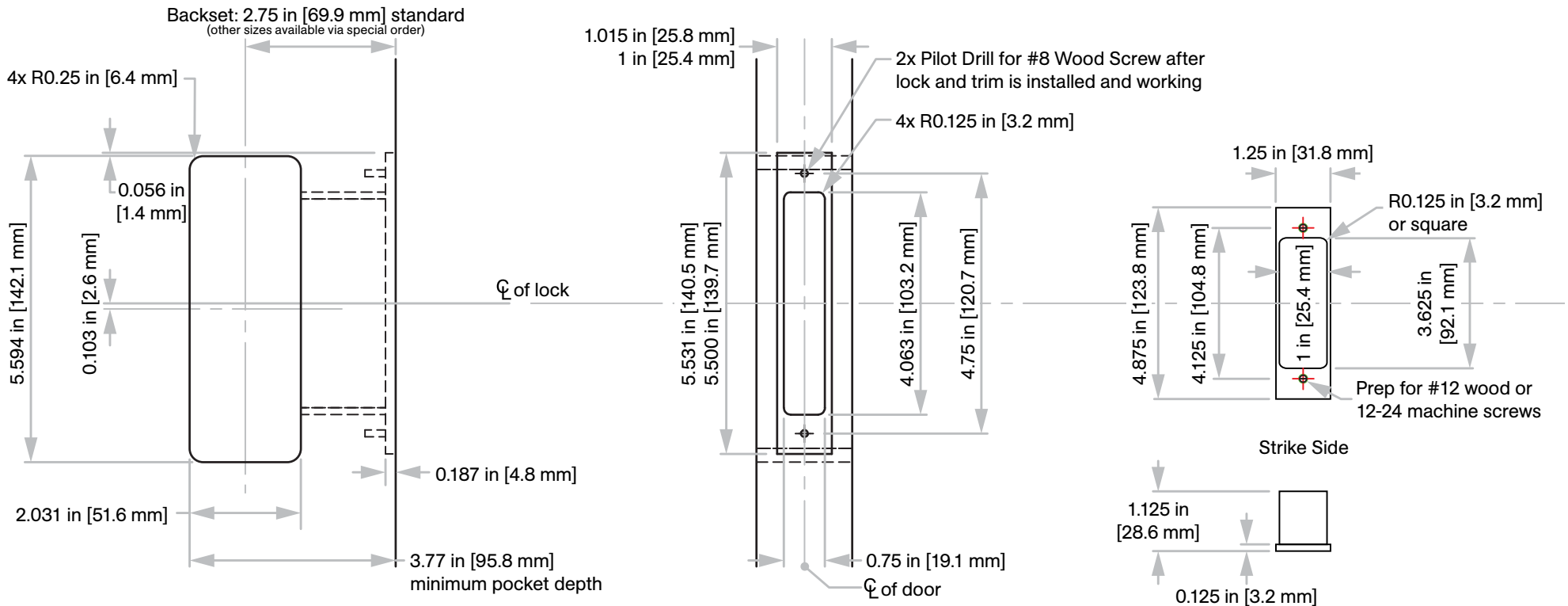
Z = 0.694 in [17.6 mm]



## Components Included:



**Not to scale**



**Note:** When using two 1 in [25.4 mm] depth cylinders, they will not sit flush with flush pulls on a 1 3/4 in [44.5 mm] thick door therefore the cylinders will protrude past face of door.

**KN Crowder**

1220 Burloak Drive, Burlington, Ontario, Canada, L7L 6B3  
T. 1-866-999-1562 customerservice@kncrowder.com kncrowder.com  
© 2020-2022 K.N. Crowder Mfg. Inc. All Rights Reserved.