

C-92L-CC Security Lockset

Installation Instructions

KNC
Door Locks & Pulls

Specifications

Case: Heavy gauge wrought

Armor Front: Brass, bronze, stainless

Dead Bolt: 1/2 in [12.7 mm] thick x 1 7/32 in [31 mm] high x 1 in [25.4 mm] throw

Thumb Turn Hub: 3/16 in [4.8 mm] on the diamond

Cam: See details on right

Door Thickness: 1 3/4 in [44.5 mm] to 2 1/4 in [57.2 mm]

Cam Required: B520-233

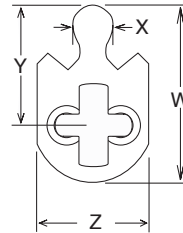
Dimensions

W = 1.000 in [25.4 mm]

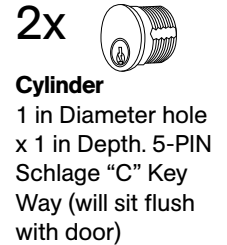
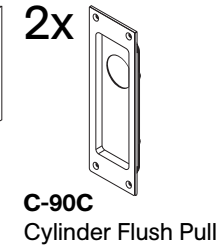
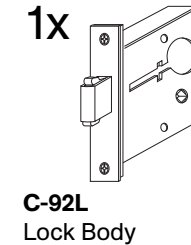
X = 0.232 in [5.9 mm]

Y = 0.729 in [18.5 mm]

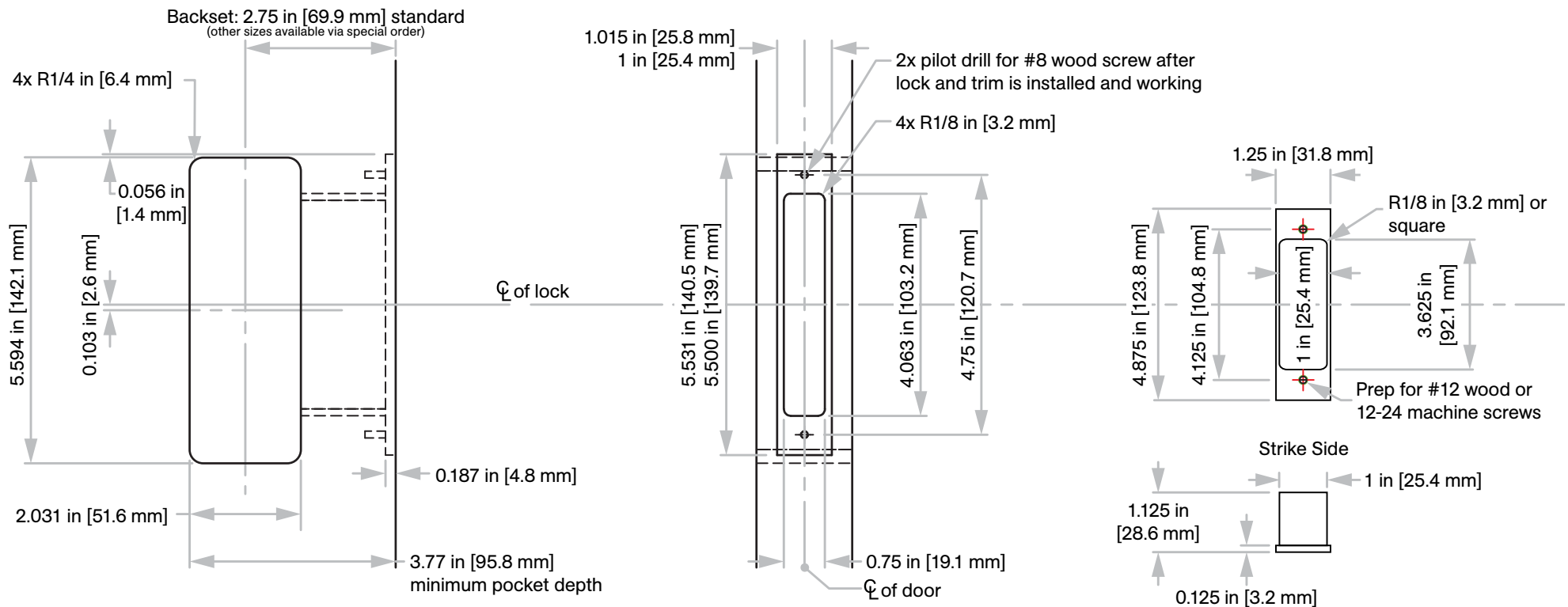
Z = 0.694 in [17.6 mm]



Included Components



Not to scale



Note: Using two 1 in [25.4 mm] depth cylinders will not sit flush with flush pulls on a 1 3/4 in [44.5 mm] thick door; therefore, the cylinders will protrude past the face of the door.

KN Crowder

1220 Burloak Drive, Burlington, Ontario, Canada, L7L 6B3
T. 1-866-999-1562 customerservice@kncrowder.com kncrowder.com
© 2020-2024 K.N. Crowder Mfg. Inc. All Rights Reserved.