

C-92L-CT Security Lockset

Installation Instructions

KNC
Door Locks & Pulls

Specifications:

Case: Heavy gauge wrought

Armor Front: Brass, bronze, stainless

Dead Bolt: 1/2 in [12.7 mm] thick x 1 7/32 in [31 mm] high x 1 in [25.4 mm] throw

Thumb Turn Hub: 3/16 in [4.8 mm] on the diamond

Cam Specifications: See details of cam required for cylinders used with the C-90L Lock & Pull

Suitable for 1 3/8 in [34.9 mm] up to 2 1/4 in [57.1 mm] thick doors

Cam Required: B520-233

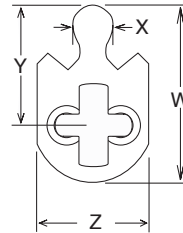
Dimensions

W = 1.000 in [25.4 mm]

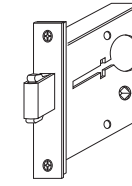
X = 0.232 in [5.9 mm]

Y = 0.729 in [18.5 mm]

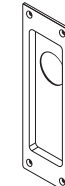
Z = 0.694 in [17.6 mm]



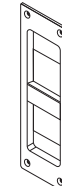
Components Included:



C-92L
Lock Body



C-90C
Cylinder
Flush Pull

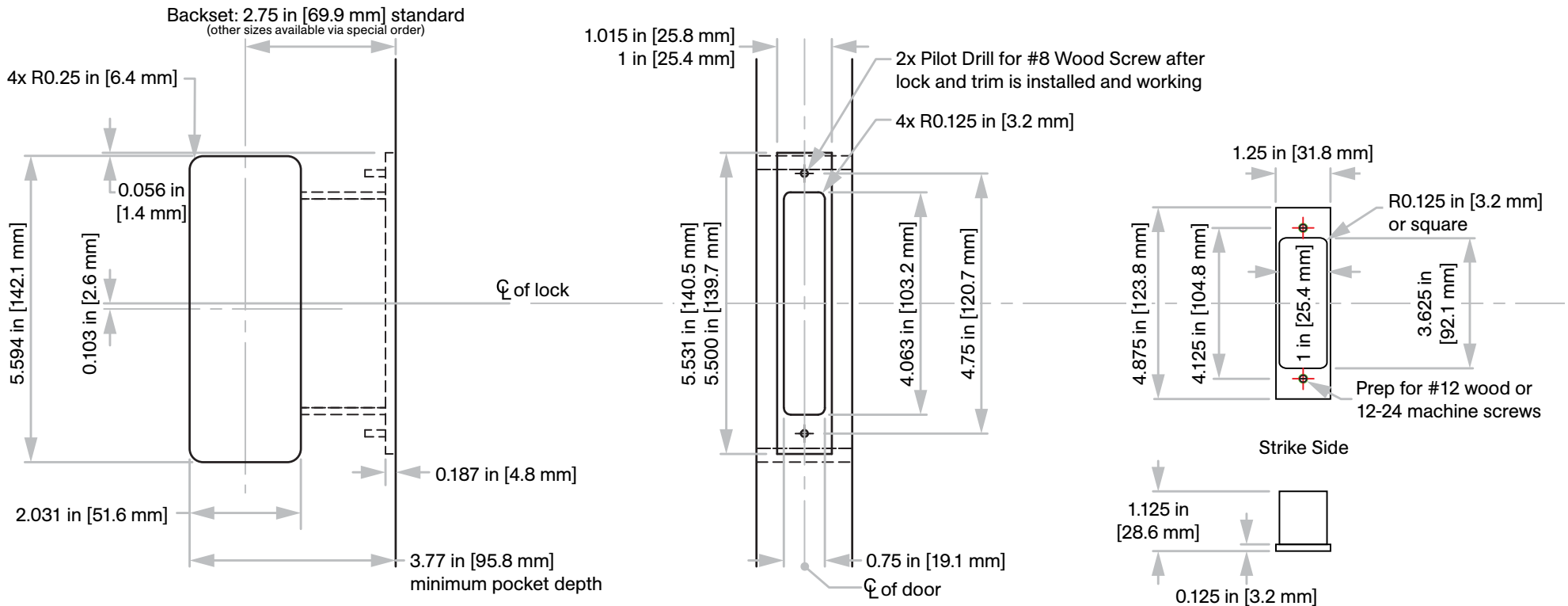


C-90T
Thumb Slide
Flush Pull



Cylinder
1 in Diameter hole
x 1 in Depth. 5-PIN
Schlage "C" Key
Way (will sit flush
with door)

Not to scale



Note: Cylinder will not sit flush with 1 3/8 in [34.9 mm] thick doors.

KN Crowder

1220 Burloak Drive, Burlington, Ontario, Canada, L7L 6B3
T. 1-866-999-1562 customerservice@kncrowder.com kncrowder.com
© 2020-2022 K.N. Crowder Mfg. Inc. All Rights Reserved.