

C-92L-HL Privacy Lockset

Barrier-Free (ADA Compliant)

Installation Instructions

Specifications

Case: Heavy gauge wrought

Armor Front: Brass, bronze, stainless

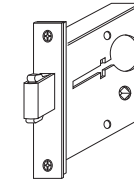
Dead Bolt: 1/2 in [12.7 mm] thick x 1 7/32 in [31 mm] high x 1 in [25.4 mm] throw

Thumb Turn Hub: 3/16 in [4.8 mm] on the diamond

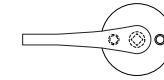
Door Thickness: 1 3/8 in [34.9 mm] or 1 3/4 in [44.5 mm]

Not to scale

Included Components



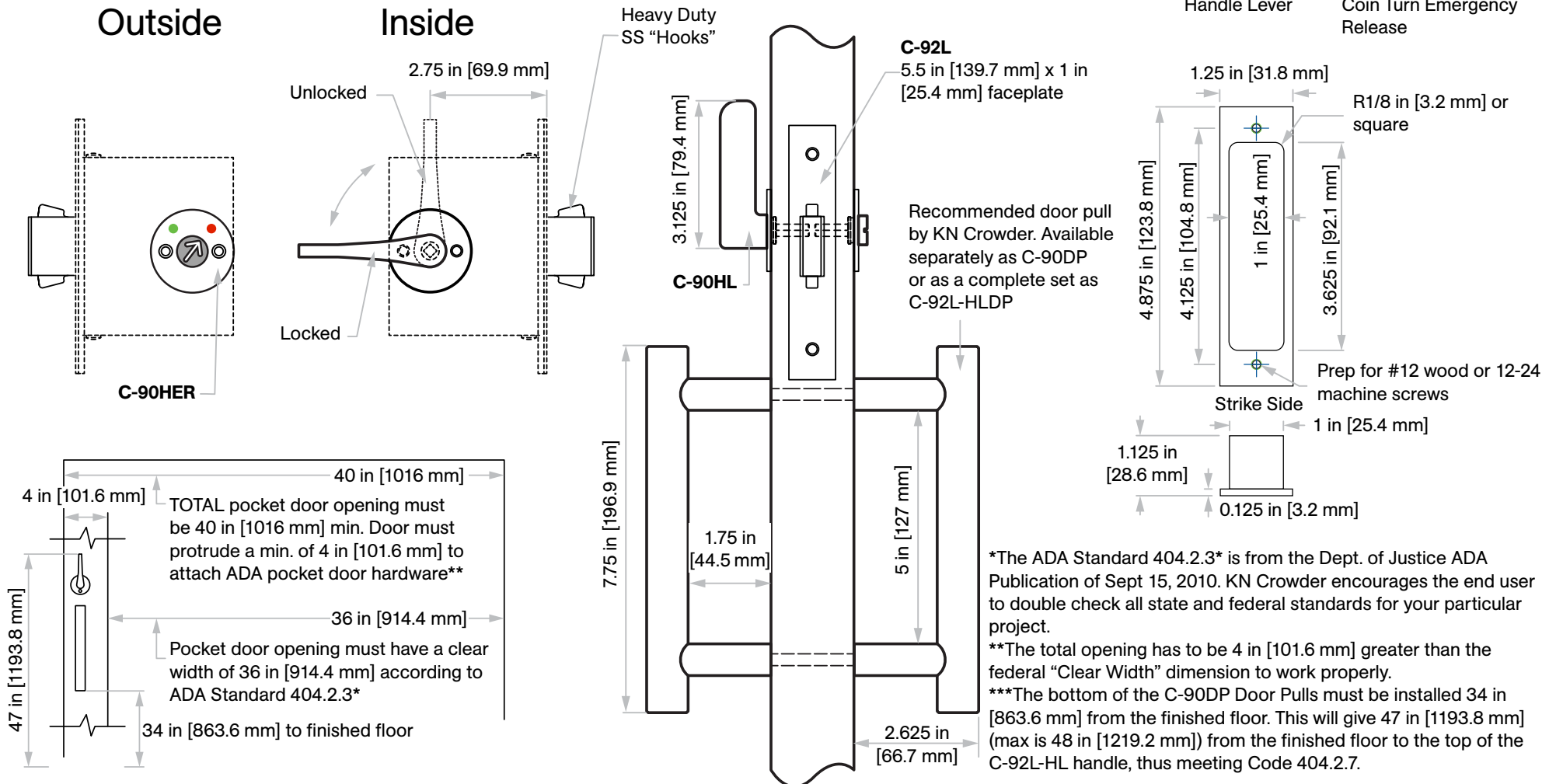
C-92L
Lock Body



C-90HL / C-90HL-138
Handle Lever



C-90HER / C-90HER-138
Occupancy Indicator with
Coin Turn Emergency
Release



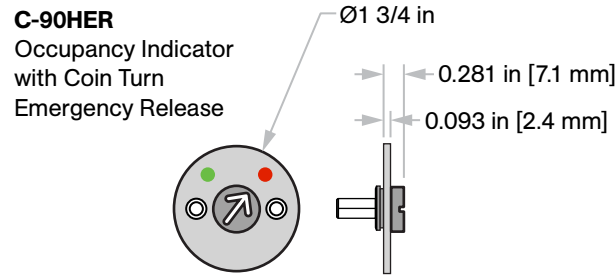
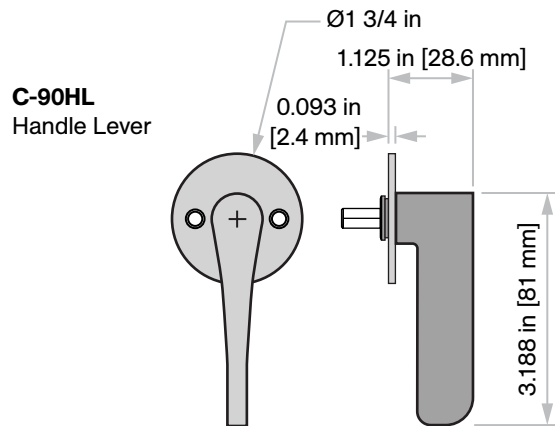
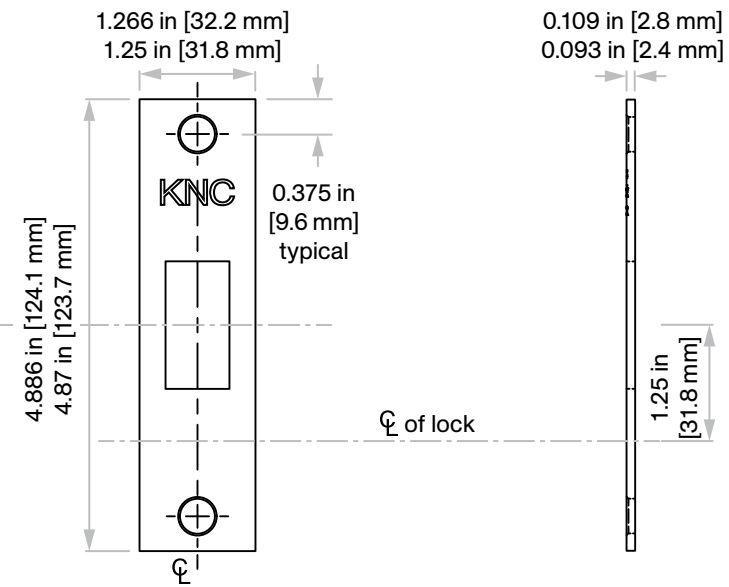
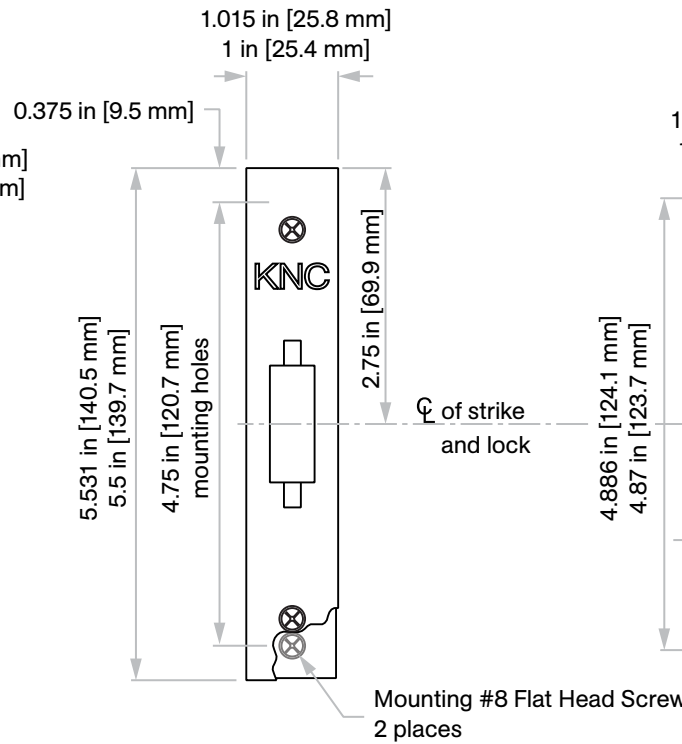
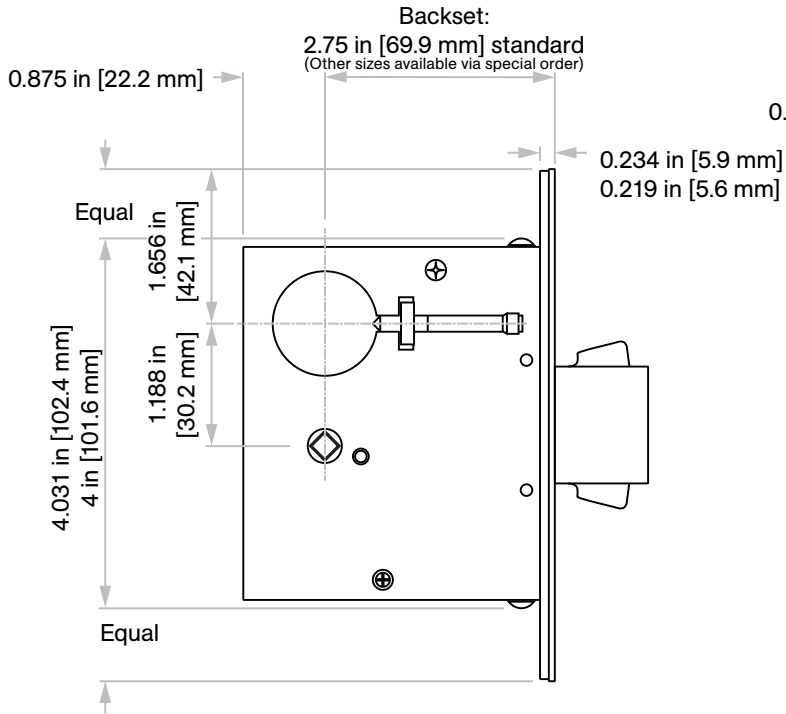
The ADA Standard 404.2.3 is from the Dept. of Justice ADA Publication of Sept 15, 2010. KN Crowder encourages the end user to double check all state and federal standards for your particular project.

**The total opening has to be 4 in [101.6 mm] greater than the federal "Clear Width" dimension to work properly.

***The bottom of the C-90DP Door Pulls must be installed 34 in [863.6 mm] from the finished floor. This will give 47 in [1193.8 mm] (max is 48 in [1219.2 mm]) from the finished floor to the top of the C-92L-HL handle, thus meeting Code 404.2.7.

Product Detail

Not to scale

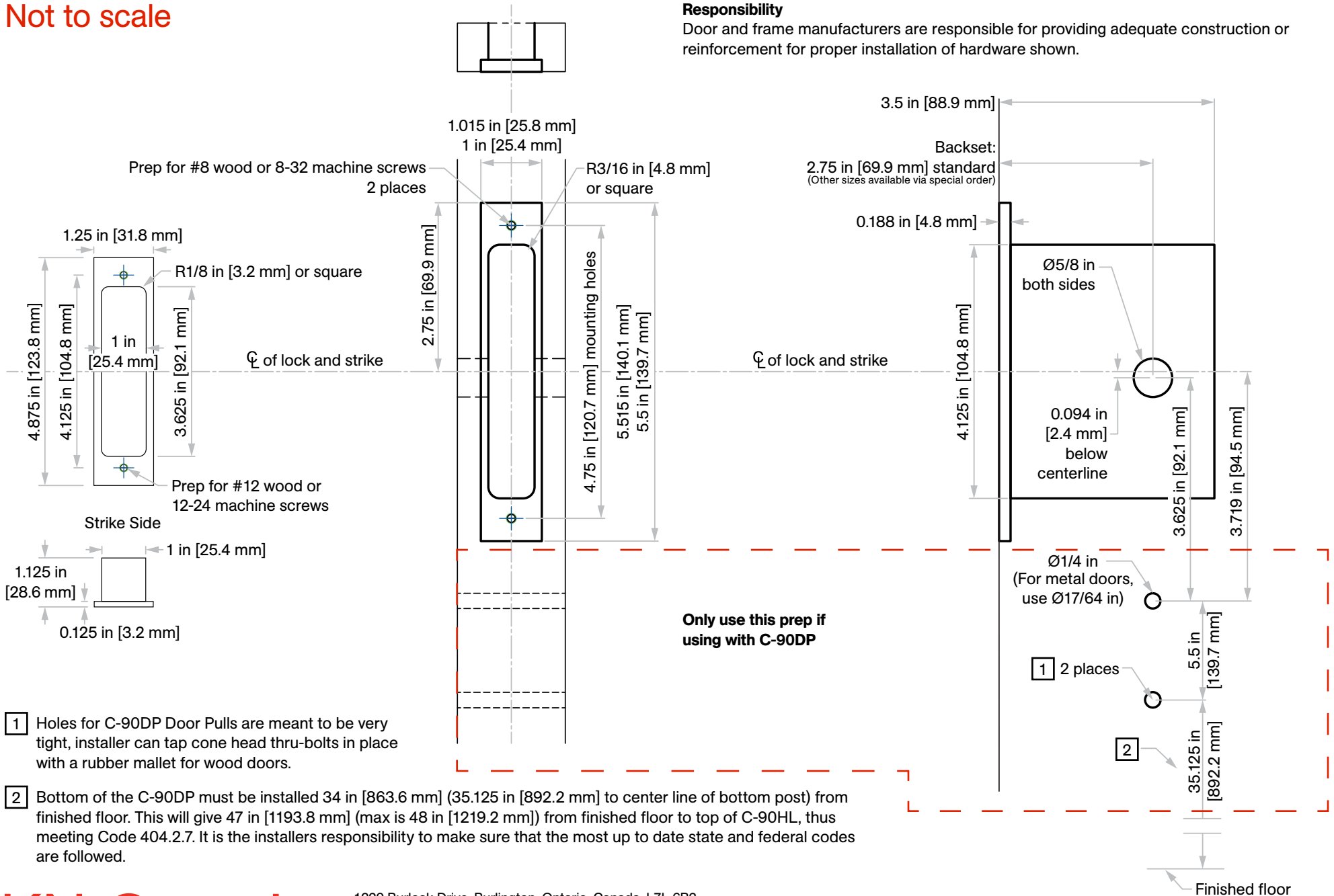


Door Prep Template

Not to scale

Responsibility

Door and frame manufacturers are responsible for providing adequate construction or reinforcement for proper installation of hardware shown.



1 Holes for C-90DP Door Pulls are meant to be very tight, installer can tap cone head thru-bolts in place with a rubber mallet for wood doors.

2 Bottom of the C-90DP must be installed 34 in [863.6 mm] (35.125 in [892.2 mm] to center line of bottom post) from finished floor. This will give 47 in [1193.8 mm] (max is 48 in [1219.2 mm]) from finished floor to top of C-90HL, thus meeting Code 404.2.7. It is the installers responsibility to make sure that the most up to date state and federal codes are followed.