

C-92L-HL Privacy Lockset

Barrier-Free (ADA Compliant)

Installation Instructions

Specifications

Case: Heavy gauge wrought

Armor Front: Brass, bronze, stainless

Dead Bolt: 1/2 in [12.7 mm] thick x 1 7/32 in [31 mm] high x 1 in [25.4 mm] throw

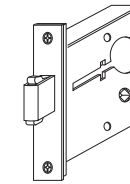
Thumb Turn Hub: 3/16 in [4.8 mm] on the diamond

Door Thickness: 1 3/8 in [34.9 mm] or 1 3/4 in [44.5 mm]

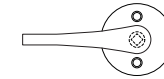
Not to scale

KNC
Door Locks & Pulls

Included Components



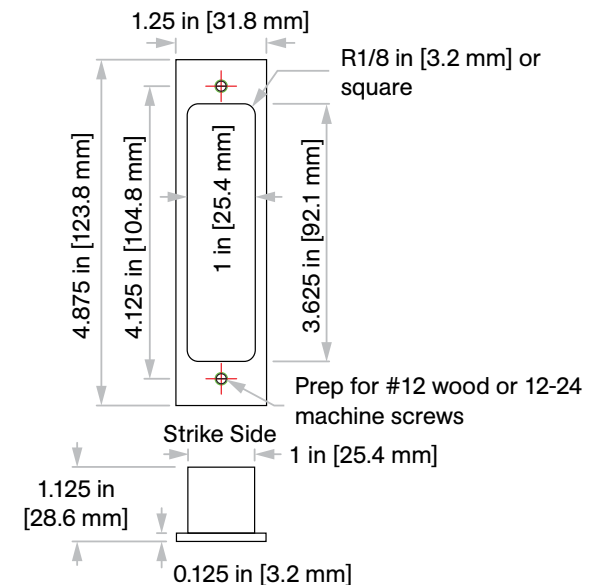
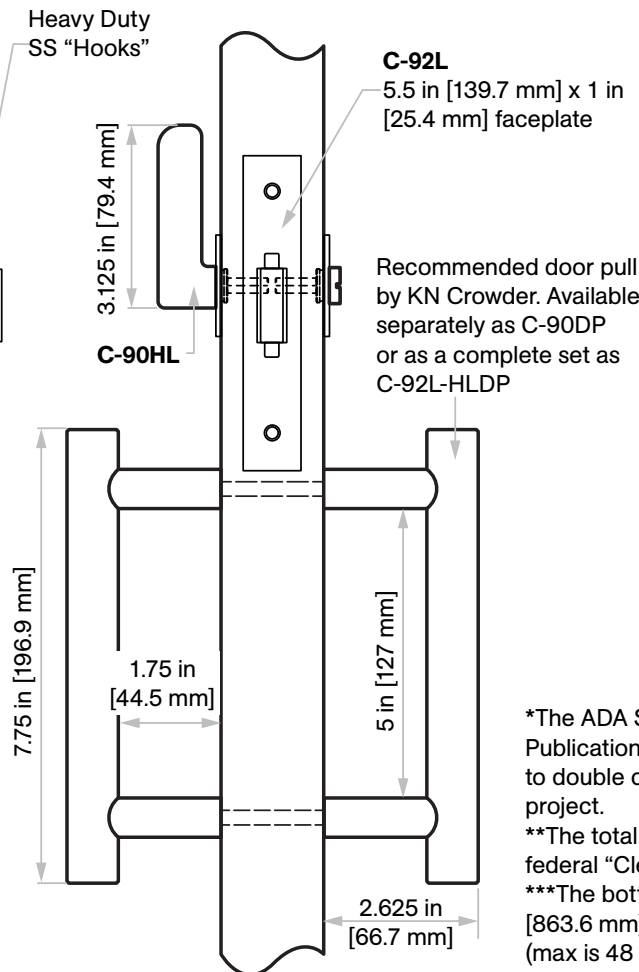
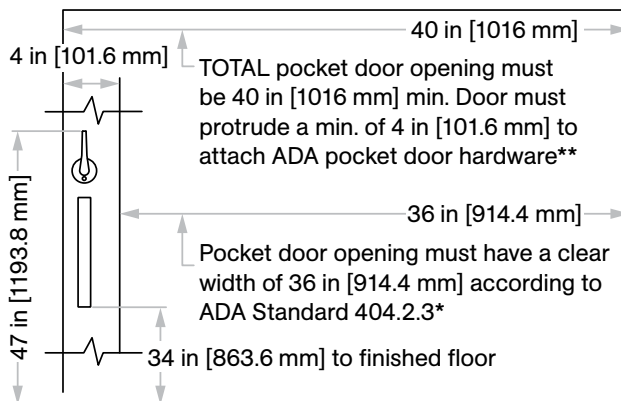
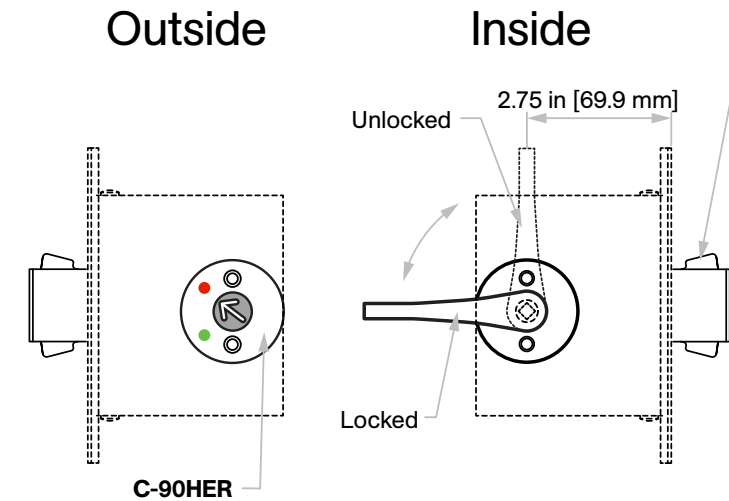
C-92L
Lock Body



**C-90HL /
C-90HL-138**
Handle Lever



C-90HER / C-90HER-138
Occupancy Indicator with
Coin Turn Emergency
Release



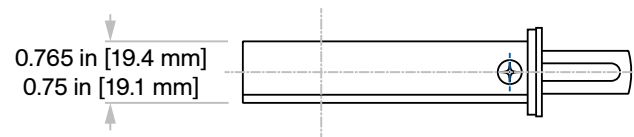
The ADA Standard 404.2.3 is from the Dept. of Justice ADA Publication of Sept 15, 2010. KN Crowder encourages the end user to double check all state and federal standards for your particular project.

**The total opening has to be 4 in [101.6 mm] greater than the federal "Clear Width" dimension to work properly.

***The bottom of the C-90DP Door Pulls must be installed 34 in [863.6 mm] from the finished floor. This will give 47 in [1193.8 mm] (max is 48 in [1219.2 mm]) from the finished floor to the top of the C-92L-HL handle, thus meeting Code 404.2.7.

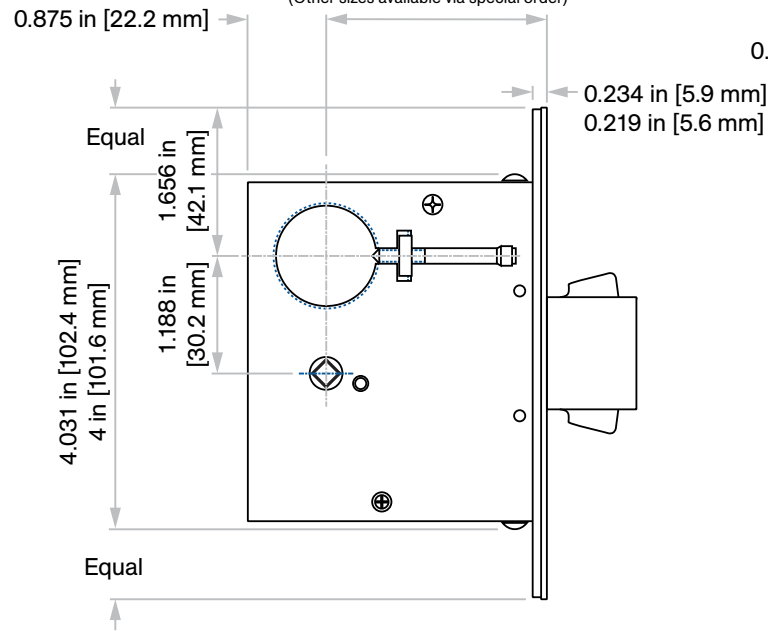
Product Detail

Not to scale



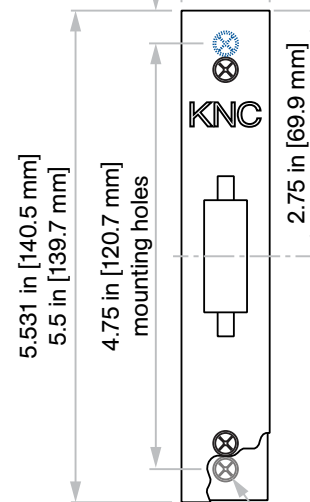
Backset:

2.75 in [69.9 mm] standard
(Other sizes available via special order)



1.015 in [25.8 mm]
1 in [25.4 mm]

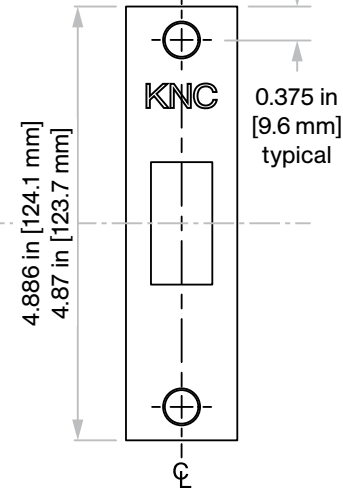
0.375 in [9.5 mm]



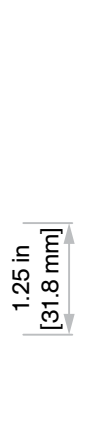
Ø of strike
and lock

Mounting #8 Flat Head Screw
2 places

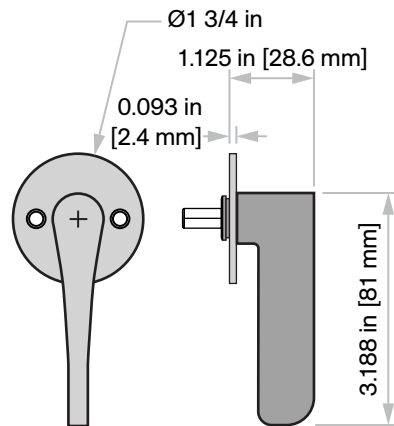
1.266 in [32.2 mm]
1.25 in [31.8 mm]



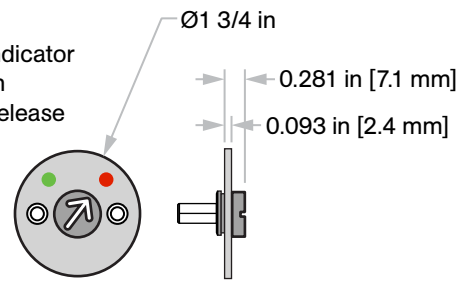
0.109 in [2.8 mm]
0.093 in [2.4 mm]



C-90HL
Handle Lever

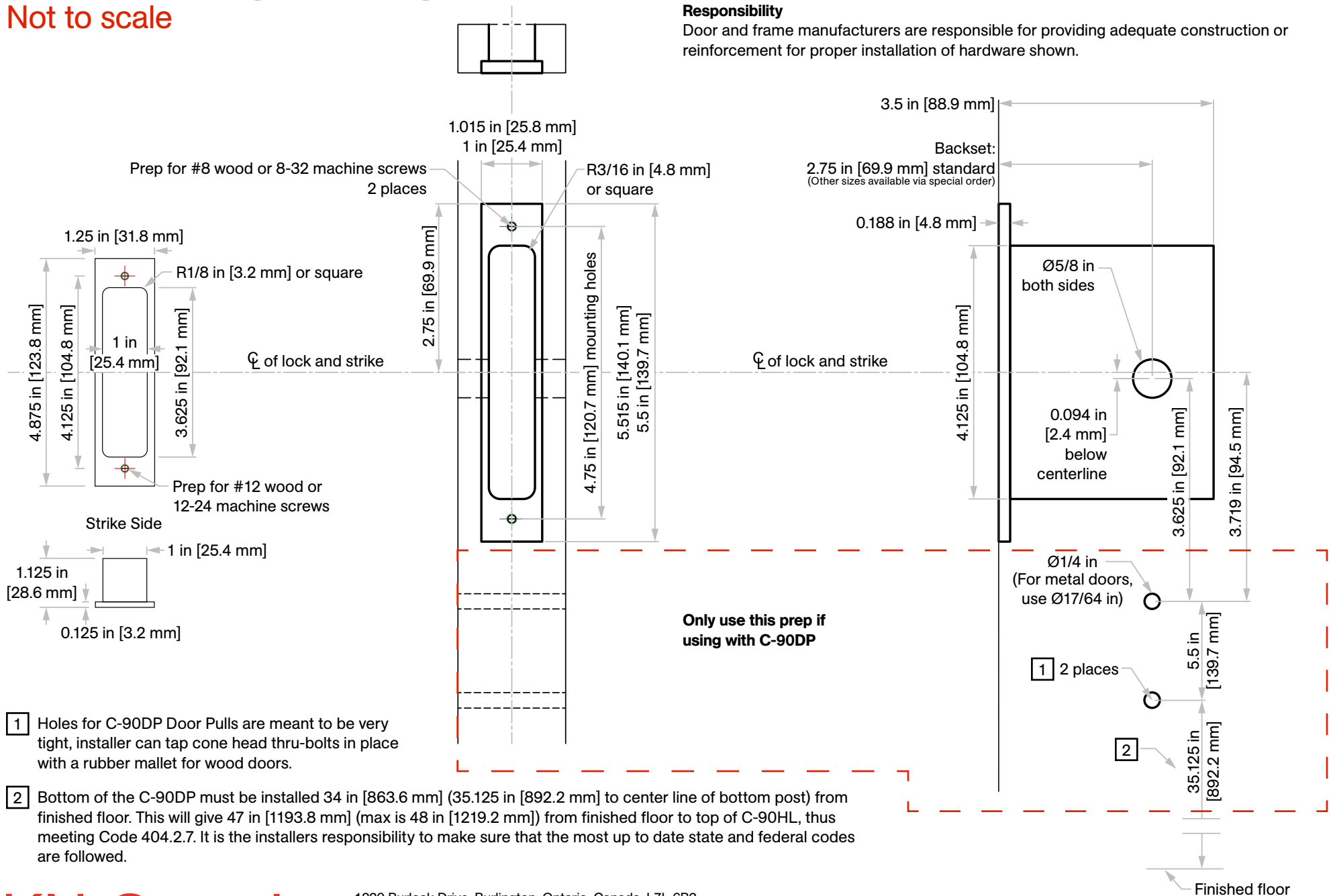


C-90HER
Occupancy Indicator
with Coin Turn
Emergency Release



Door Prep Template

Not to scale



- 1 Holes for C-90DP Door Pulls are meant to be very tight, installer can tap cone head thru-bolts in place with a rubber mallet for wood doors.
- 2 Bottom of the C-90DP must be installed 34 in [863.6 mm] (35.125 in [892.2 mm] to center line of bottom post) from finished floor. This will give 47 in [1193.8 mm] (max is 48 in [1219.2 mm]) from finished floor to top of C-90HL, thus meeting Code 404.2.7. It is the installers responsibility to make sure that the most up to date state and federal codes are followed.

KN Crowder

1220 Burloak Drive, Burlington, Ontario, Canada, L7L 6B3
T. 1-866-999-1562 customerservice@kncrowder.com kncrowder.com
© 2020-2025 K.N. Crowder Mfg. Inc. All Rights Reserved.