

C-92L-HLDP Privacy Lockset and Pulls

Barrier-Free (ADA Compliant)

Installation Instructions

Specifications

Case: Heavy gauge wrought

Armor Front: Brass, bronze, stainless

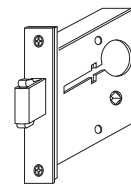
Dead Bolt: 1/2 in [12.7 mm] thick x 1 7/32 in [31 mm] high x 1 in [25.4 mm] throw

Thumb Turn Hub: 3/16 in [4.8 mm] on the diamond

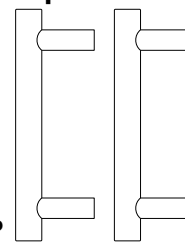
Door Thickness: 1 3/8 in [34.9 mm] or 1 3/4 in [44.5 mm]

Not to scale

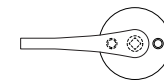
Included Components



C-92L
Lock Body



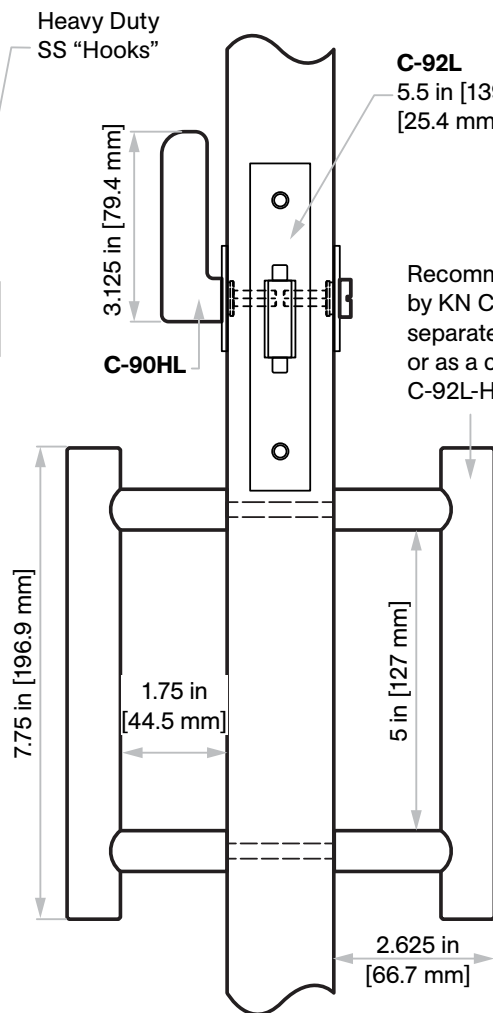
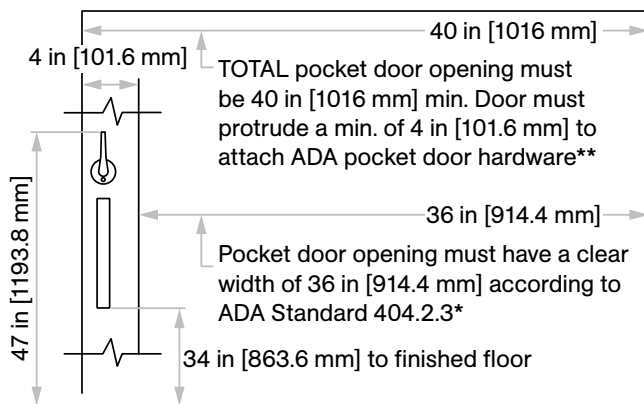
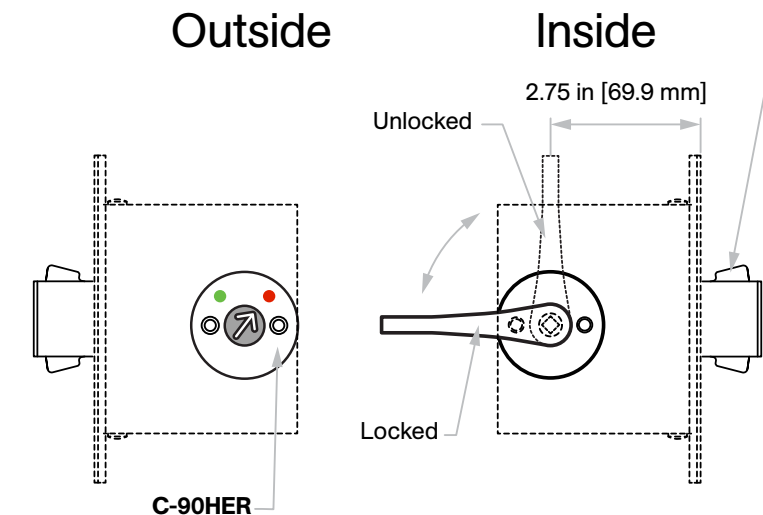
C-90DP
Back-to-Back Door Pulls



C-90HL / C-90HL-138
Handle Lever

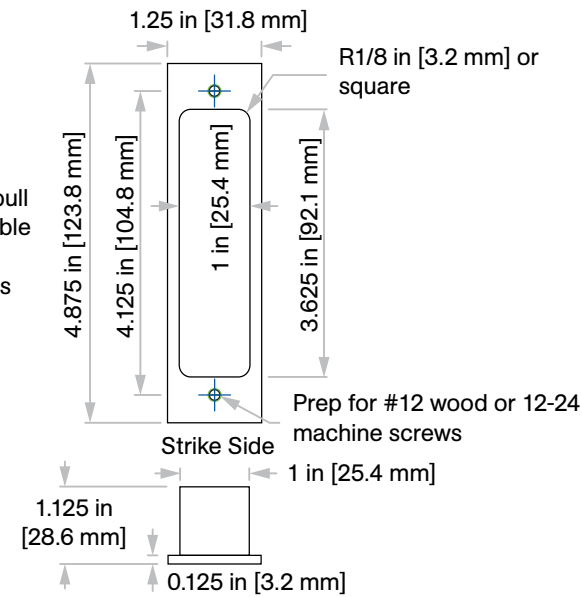


C-90HER / C-90HER-138
Occupancy Indicator with Coin Turn Emergency Release



C-92L
5.5 in [139.7 mm] x 1 in [25.4 mm] faceplate

Recommended door pull by KN Crowder. Available separately as C-90DP or as a complete set as C-92L-HLDP



The ADA Standard 404.2.3 is from the Dept. of Justice ADA Publication of Sept 15, 2010. KN Crowder encourages the end user to double check all state and federal standards for your particular project.

**The total opening has to be 4 in [101.6 mm] greater than the federal "Clear Width" dimension to work properly.

***The bottom of the C-90DP Door Pulls must be installed 34 in [863.6 mm] from the finished floor. This will give 47 in [1193.8 mm] (max is 48 in [1219.2 mm]) from the finished floor to the top of the C-92L-HL handle, thus meeting Code 404.2.7.

Product Detail

Not to scale

