

C-92L-HLDP Privacy Lockset & Pulls

Barrier-Free (ADA Compliant)

ADA Requirement Installation Recommendations

Specifications:

Case: Heavy gauge wrought

Armor Front: Brass, bronze, stainless

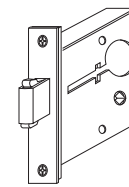
Dead Bolt: 1/2 in [12.7 mm] thick x 1 7/32 in [30.9 mm] high x 1 in [25.4 mm] throw

Thumb Turn Hub: 3/16 in [4.7 mm] on the diamond

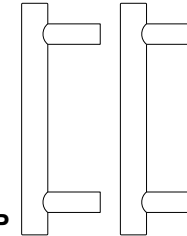
Not to scale

KNC
Door Locks & Pulls

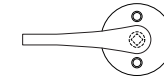
Components Included:



C-92L
Lock Body



C-90DP
Back to Back Handle Pulls

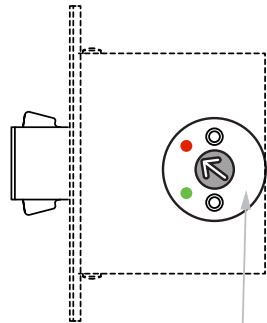


C-90HL
Handle Lever



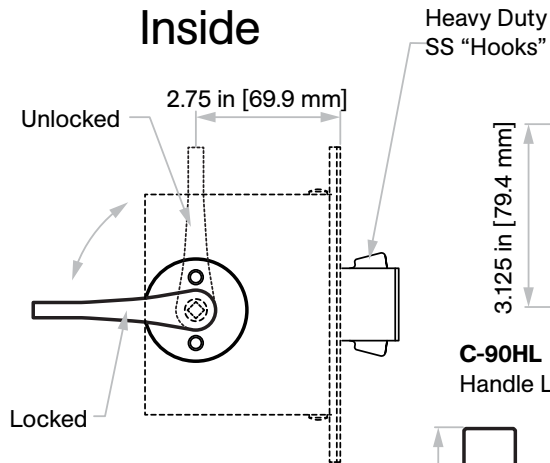
C-90HER
Occupancy Indicator ER
Coin Turn

Outside



C-90HER
Occupancy Indicator ER Coin Turn Release

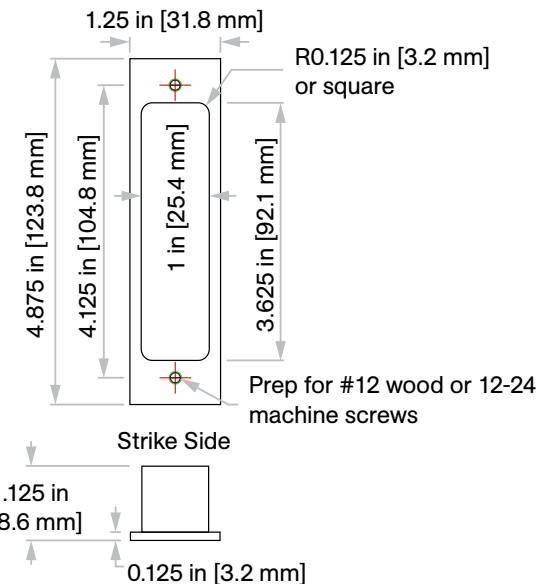
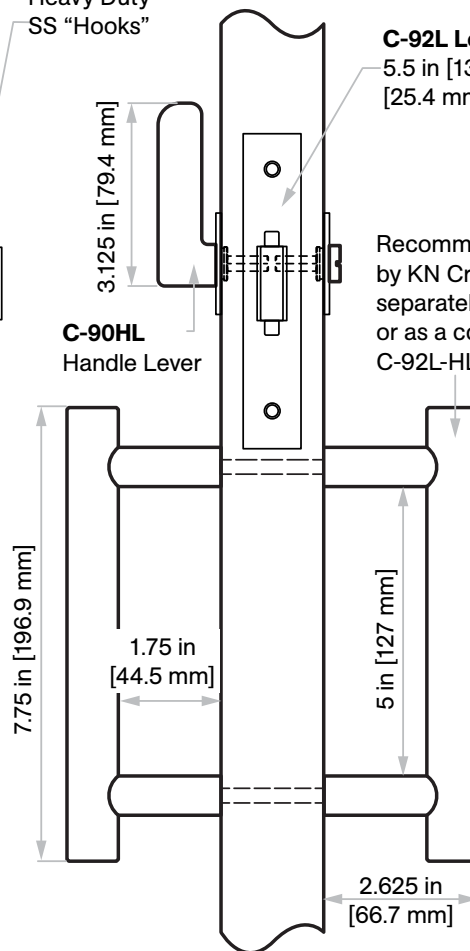
Inside



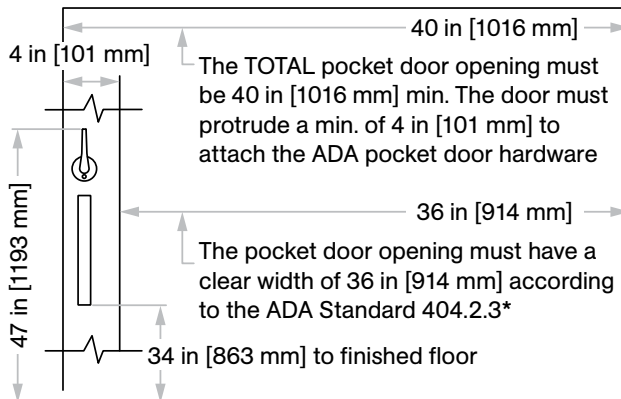
C-90HL
Handle Lever

C-92L Lock Body
5.5 in [139.7 mm] x 1 in [25.4 mm] faceplate

Recommended door pull by KN Crowder. Available separately as C-90DP or as a complete set as C-92L-HLDP



Strike Side



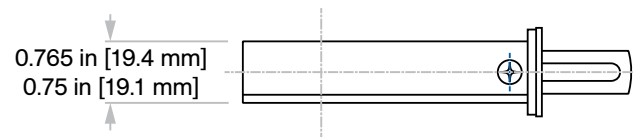
The ADA Standard 404.2.3 is from the Dept. of Justice ADA Publication of Sept 15, 2010. K.N. Crowder Mfg. Inc. encourages the end user to double check all state and federal standards for your particular project.

**The total opening has to be 4 in [101 mm] greater than the federal "Clear Width" dimension to work properly.

***The bottom of the C-90DP pulls must be installed 34 in [863.6 mm] from the finished floor. This will give 47 in [1193 mm] (the max is 48 in [1219 mm]) from the finished floor to the top of the C-92L-HL handle, thus meeting Code 404.2.7.

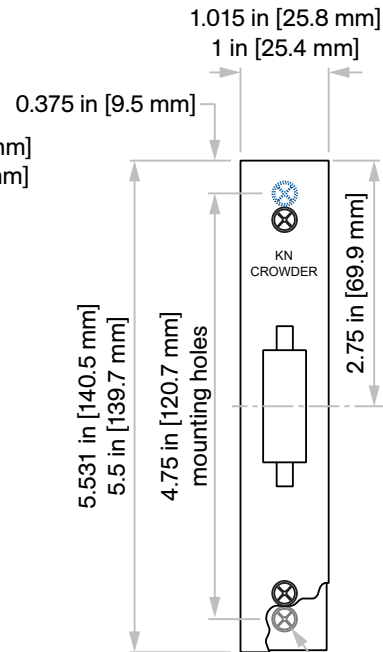
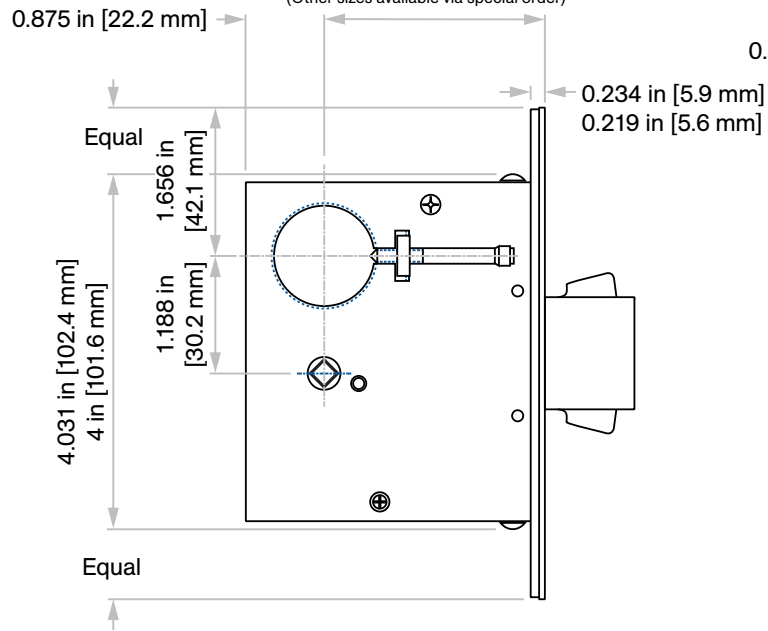
Product Detail

Not to scale

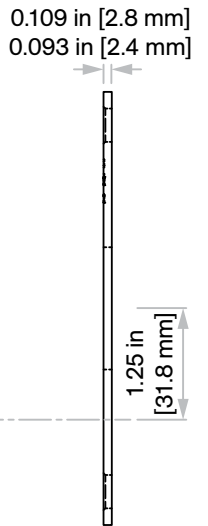
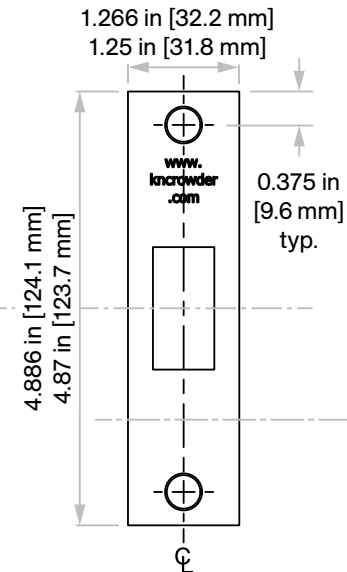


Backset:

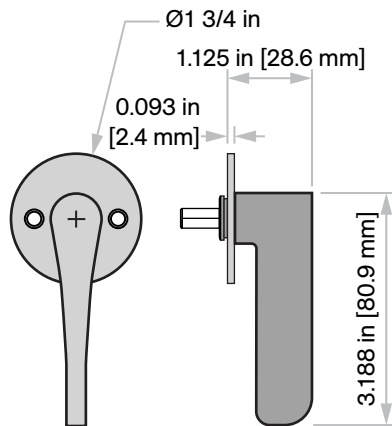
2.75 in [69.9 mm] standard
(Other sizes available via special order)



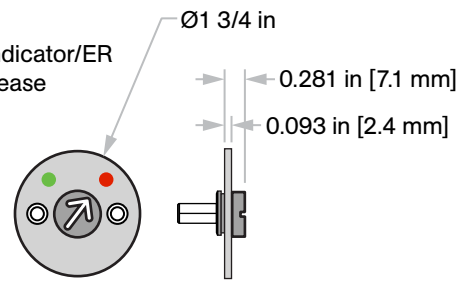
Mounting #8 Flathead Screw
(2 places)



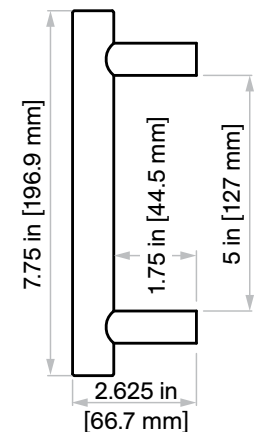
C-90HL
Handle Lever



C-90HER
Occupancy Indicator/ER
Coin Turn Release



C-90DP
Back to Back Pulls



Door Prep Template

Not to scale

