

C-95SL-CHL Security Lockset and Pulls

Self-Latching Barrier-Free (ADA Compliant)

Installation Instructions

KNC
Door Locks & Pulls

Specifications

Case: Heavy gauge wrought

Armor Front: Brass, bronze, stainless

Dead Bolt: 1/2 in [12.7 mm] thick x 5/8 in [15.9 mm] high x 1 in [25.4 mm] throw

Cam: See details on right

Door Thickness: 1 3/4 in [44.5 mm] or 1 3/8 in [34.9 mm]

Cam Required: B520-233

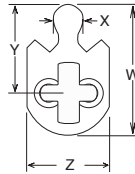
Dimensions

W = 1.000 in [25.4 mm]

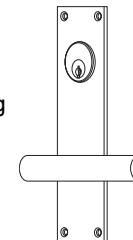
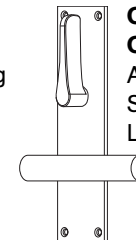
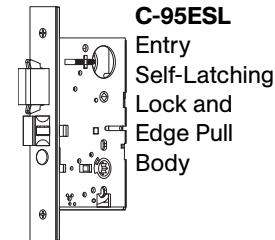
X = 0.232 in [5.9 mm]

Y = 0.729 in [18.5 mm]

Z = 0.694 in [17.6 mm]

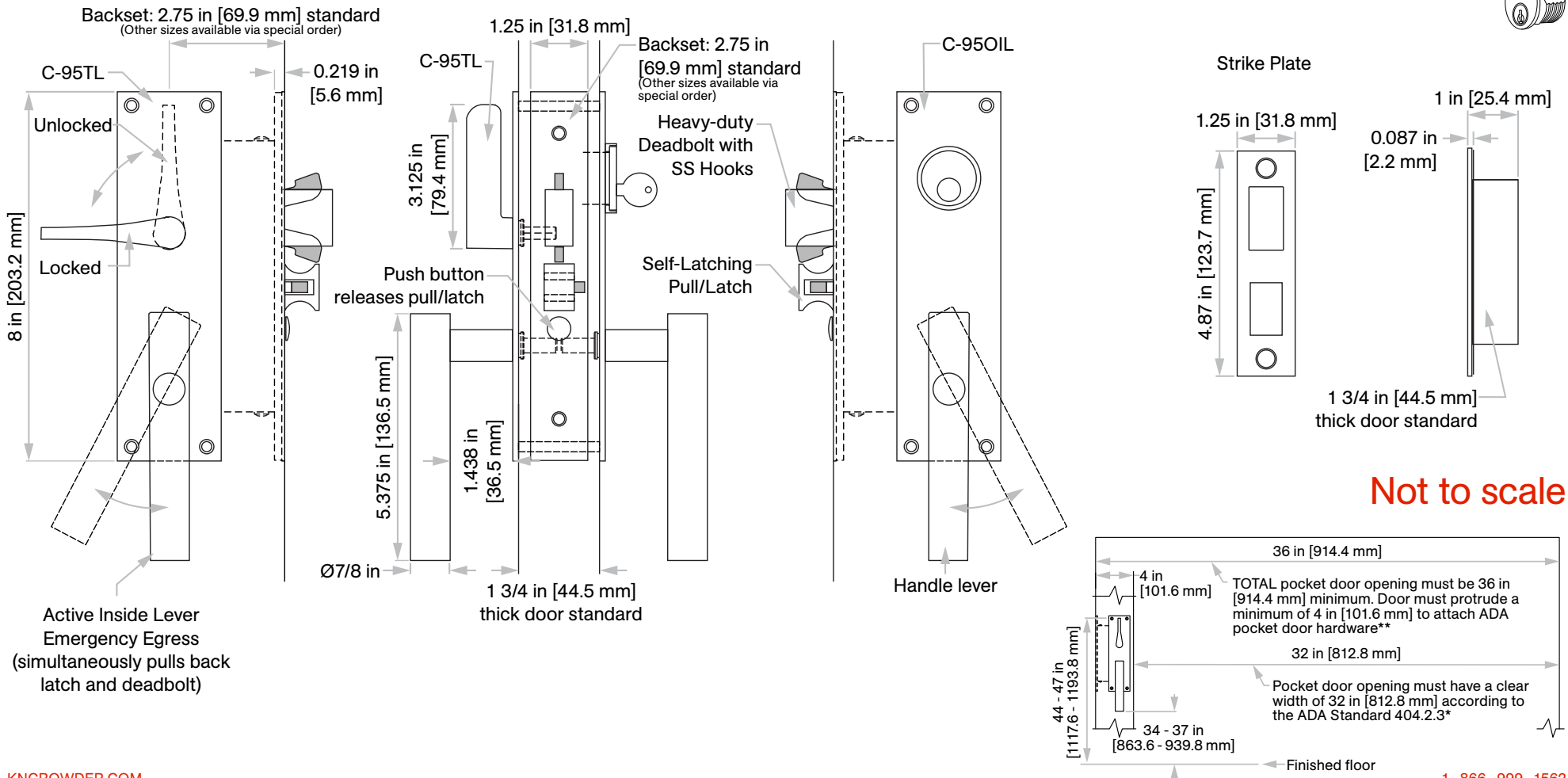


Included Components



C-95CL / C-95CL-138
Cylinder
Self-Latching
Lever Trim

Cylinder
1-5/32 in
Diameter Hole
x 1 in Depth.
5-PIN Schlage
"C" Key Way
(will **not** sit
flush with
door)

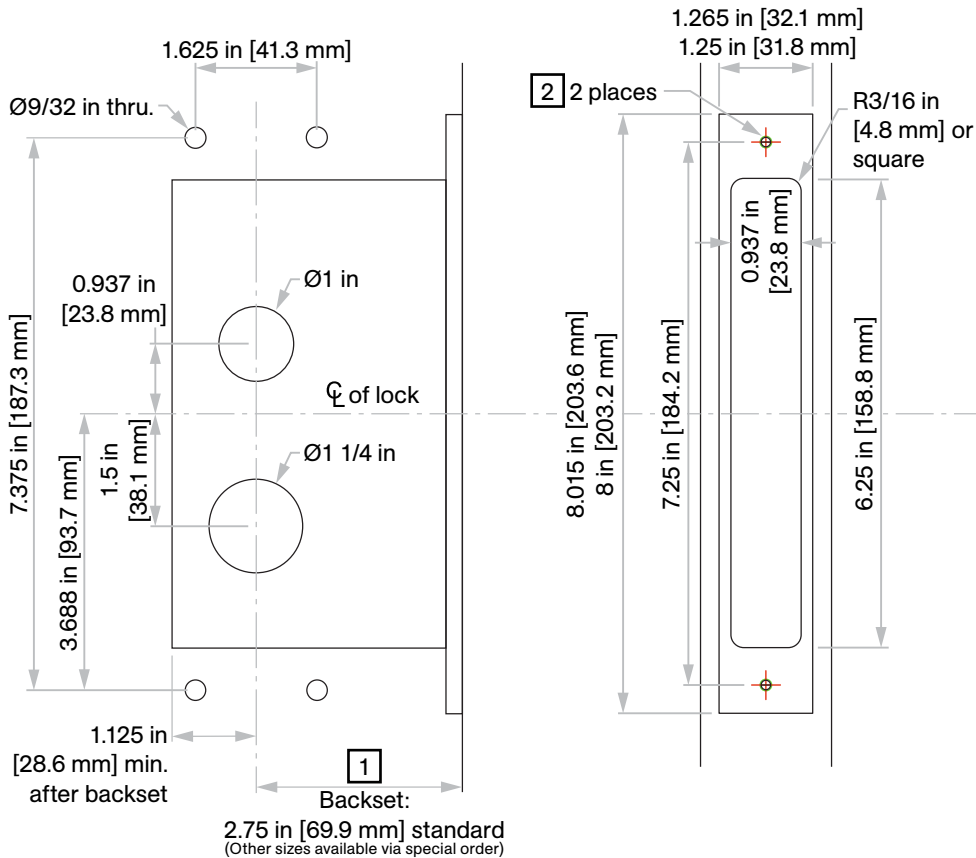


Door Prep Template

Not to scale

- 1 Insert backset here 2.5 in [63.5 mm], 2.75 in [69.9 mm], 5 in [127 mm], or 6 in [152.4 mm], optional sizes available
- 2 Prep for #12 wood or 12-24 machine screws
- 3 Centerline of strike is 0.375 in [9.5 mm] above centerline of lock

Inside of door



Outside of door

