C-95SL-CHL Security Lockset and Pulls

Self-Latching Barrier-Free (ADA Compliant)

Installation Instructions

KNC
Door Locks & Pulls

Specifications

Case: Heavy gauge wrought
Armor Front: Brass, bronze, stainless
Dead Bolt: 1/2 in [12.7 mm] thick x 5/8 in [15.9 mm] high x 1 in [25.4 mm] throw
Cam: See details on right
Door Thickness: 1 3/4 in [44.5 mm] or 1 3/8 in [34.9 mm]

Cam Required: B520-233

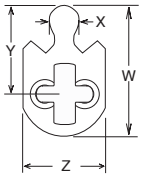

Dimensions
W = 1.000 in [25.4 mm]
X = 0.232 in [5.9 mm]
Y = 0.729 in [18.5 mm]
Z = 0.694 in [17.6 mm]

Included Components

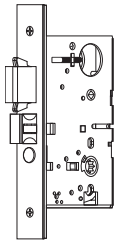

C-95ESL Entry Self-Latching Lock and Edge Pull Body

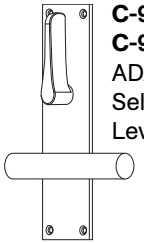

C-95TL / C-95TL-138 ADA Turn Self-Latching Lever Trim

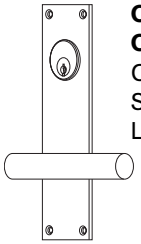

C-95CL / C-95CL-138 Cylinder Self-Latching Lever Trim

Cylinder 1-5/32 in Diameter Hole x 1 in Depth. 5-PIN Schlage "C" Key Way (will **not** sit flush with door)

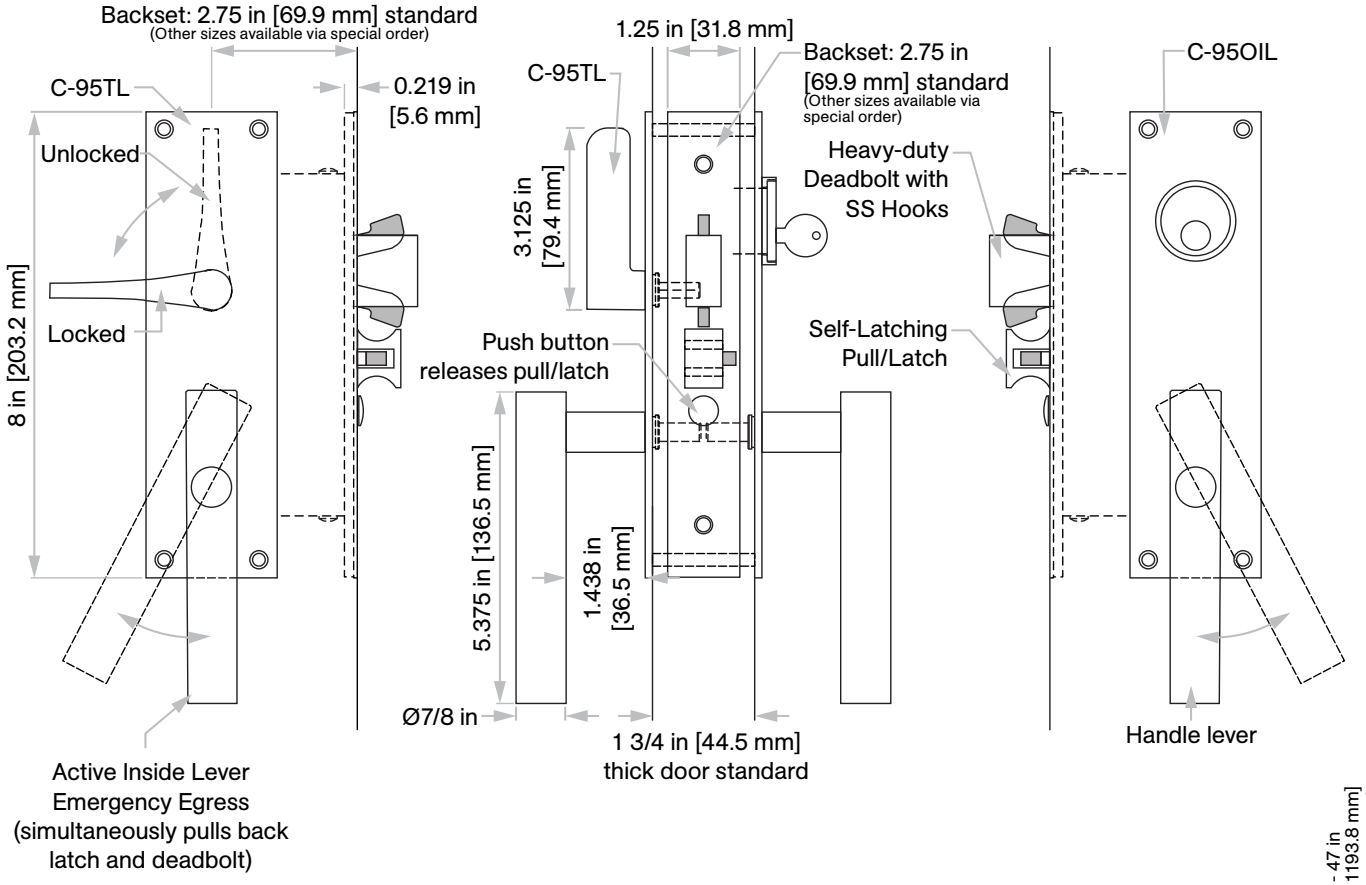

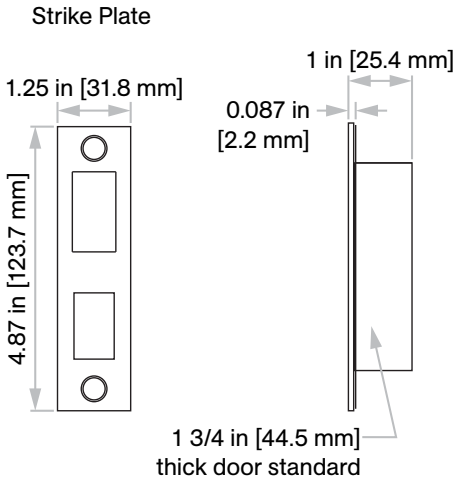

Not to scale

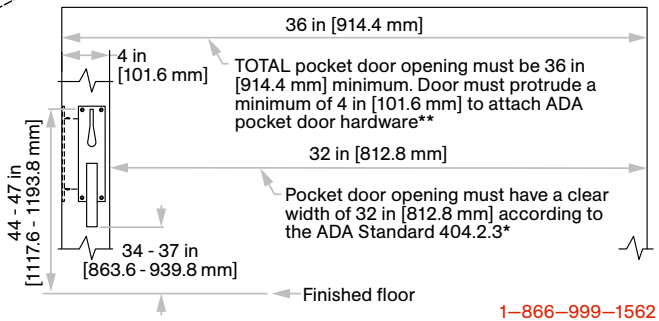

Door Prep Template

Not to scale

1 Insert backset here 2.5 in [63.5 mm], 2.75 in [69.9 mm], 5 in [127 mm], or 6 in [152.4 mm], optional sizes available

2 Prep for #12 wood or 12-24 machine screws

3 Centerline of strike is 0.375 in [9.5 mm] above centerline of lock

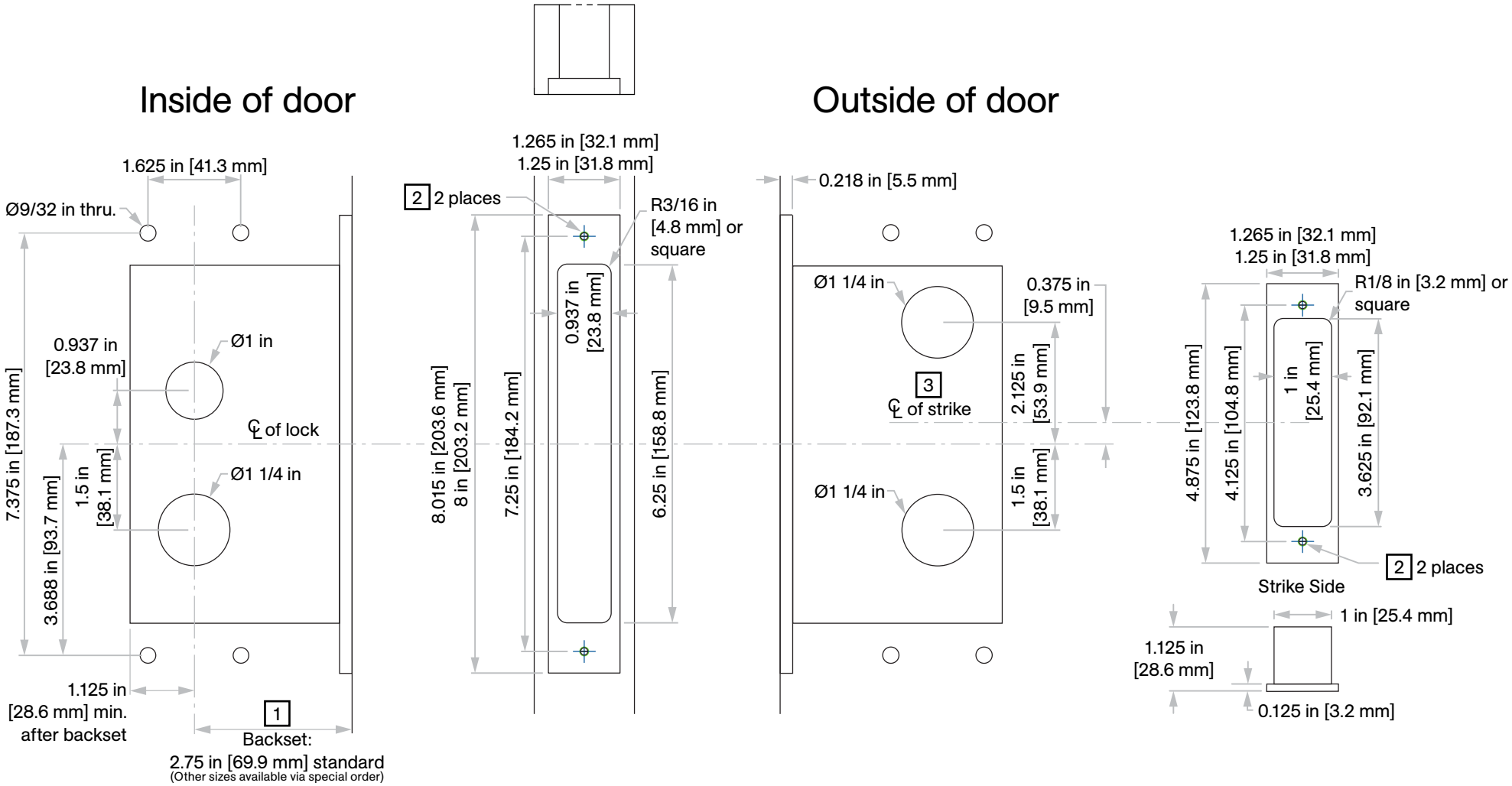

KN Crowder

1220 Burloak Drive, Burlington, Ontario, Canada, L7L 6B3
T. 1—866—999—1562 customerservice@kncrowder.com kncrowder.com

© 2020-2026 K.N. Crowder Mfg. Inc. All Rights Reserved.