

C-95SL-CHL Security Lockset and Pulls

Self-Latching Barrier-Free (ADA Compliant)

Installation Instructions

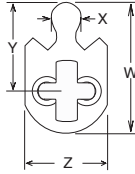
Specifications

Case: Heavy gauge wrought
Armor Front: Brass, bronze, stainless
Dead Bolt: 1/2 in [12.7 mm] thick x 5/8 in [15.9 mm] high x 1 in [25.4 mm] throw
Cam: See details on right
Door Thickness: 1 3/4 in [44.5 mm] or 1 3/8 in [34.9 mm]

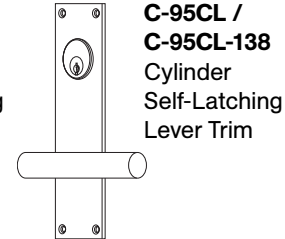
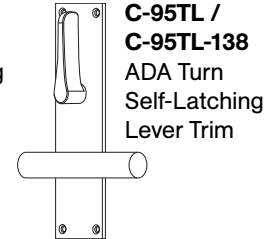
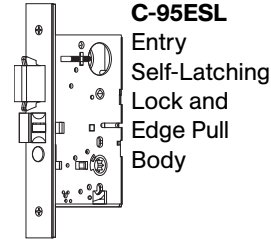
Cam Required: B520-233

Dimensions

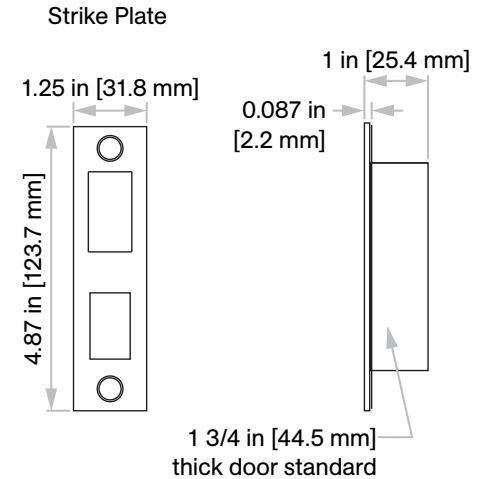
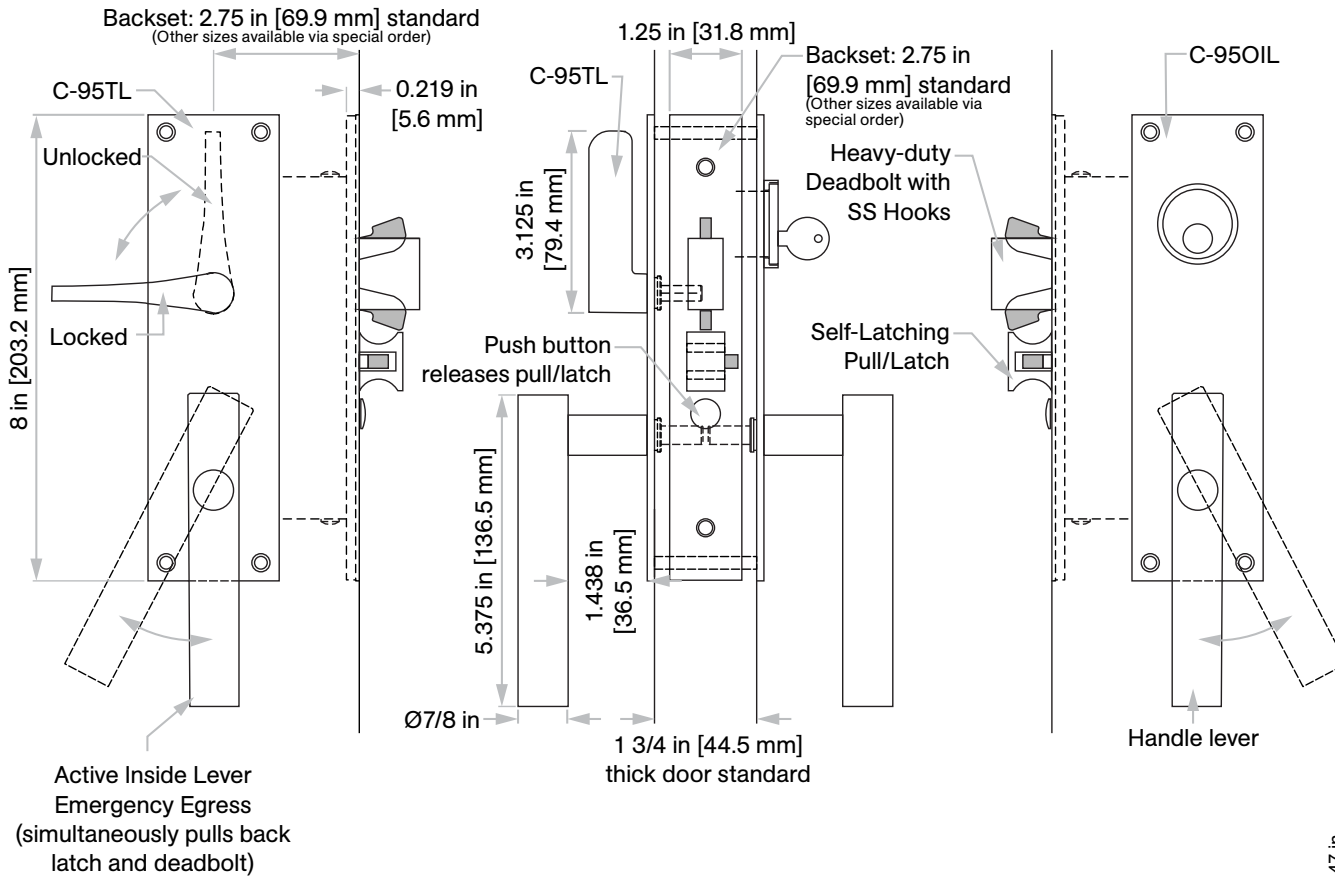
W = 1.000 in [25.4 mm]
 X = 0.232 in [5.9 mm]
 Y = 0.729 in [18.5 mm]
 Z = 0.694 in [17.6 mm]



Included Components



Cylinder
 1-5/32 in Diameter Hole x 1 in Depth.
 5-PIN Schlage "C" Key Way (will not sit flush with door)



Not to scale

