

C-95SL-OT Privacy Lockset

Self-Latching Flush

Installation Instructions

Specifications:

Case: Heavy gauge wrought

Armor Front: Brass, bronze, stainless

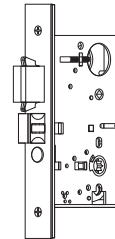
Dead Bolt: 1/2 in [12.7 mm] thick x 5/8 in [15.9 mm] high x 1 in [25.4 mm] throw

Pull: 1/4 in [6.4 mm] thick x 1 1/2 in [38.1 mm] high x 7/8 in [22.2 mm] swingout

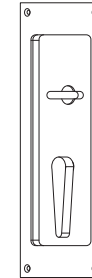
Suitable for 1 3/4 in [44.5 mm] thick doors only

Not to scale

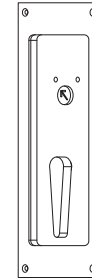
Components Included:



C-95PSL
Privacy
Self-Latching
Lock Body

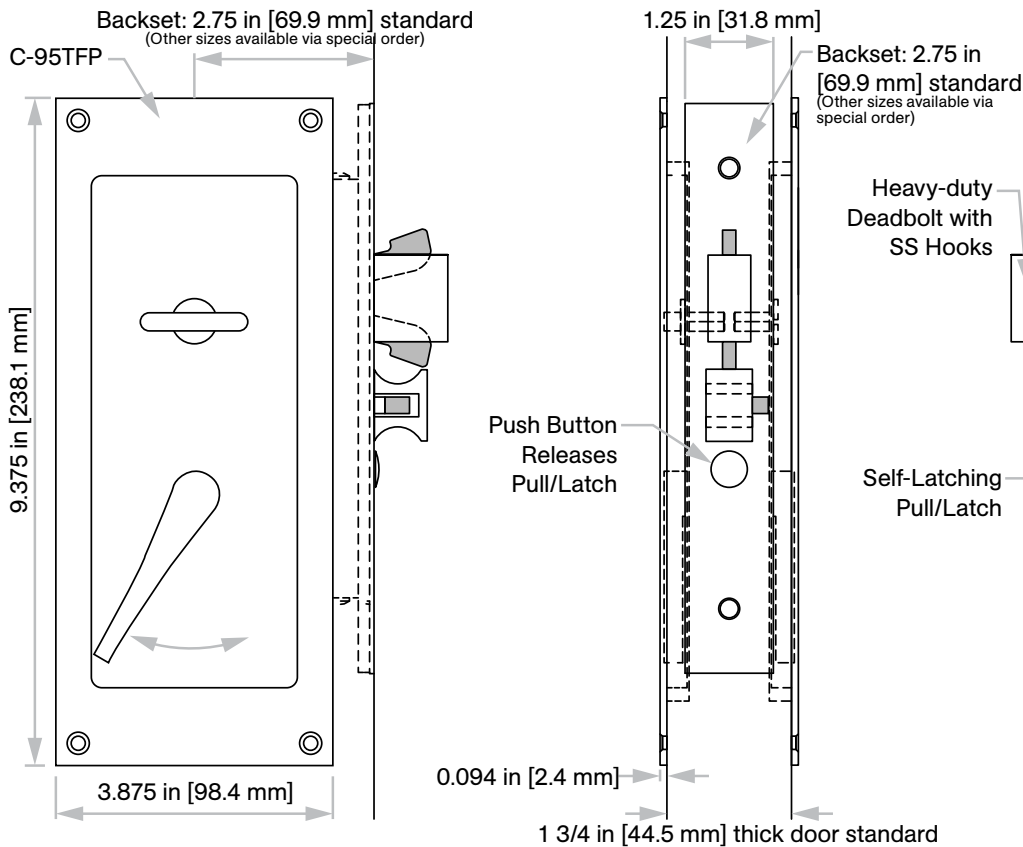


C-95TFP
Thumb Turn
Self-Latching
Flush Pull

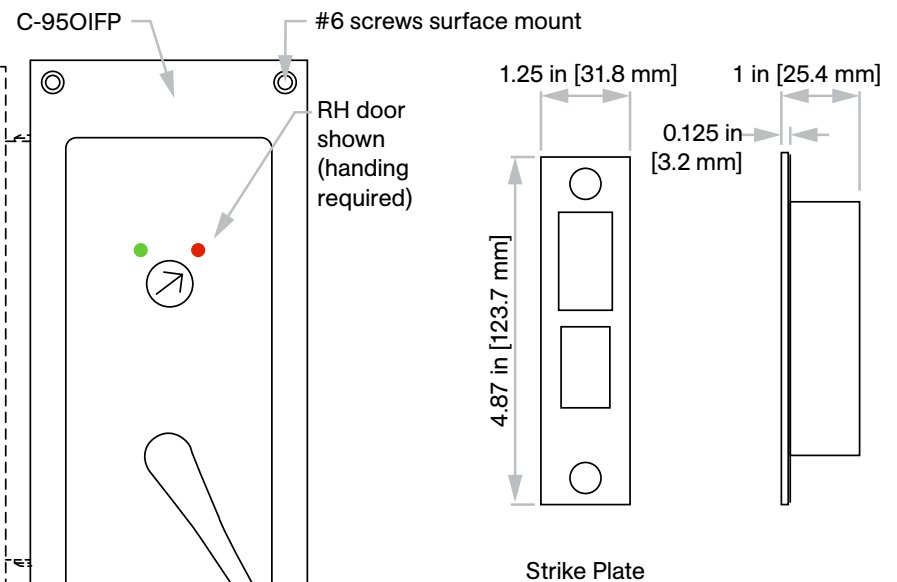


C-95OIFP
ER Coin
Turn/Occupancy
Indicator
Self-Latching
Flush Pull

Inside of Door



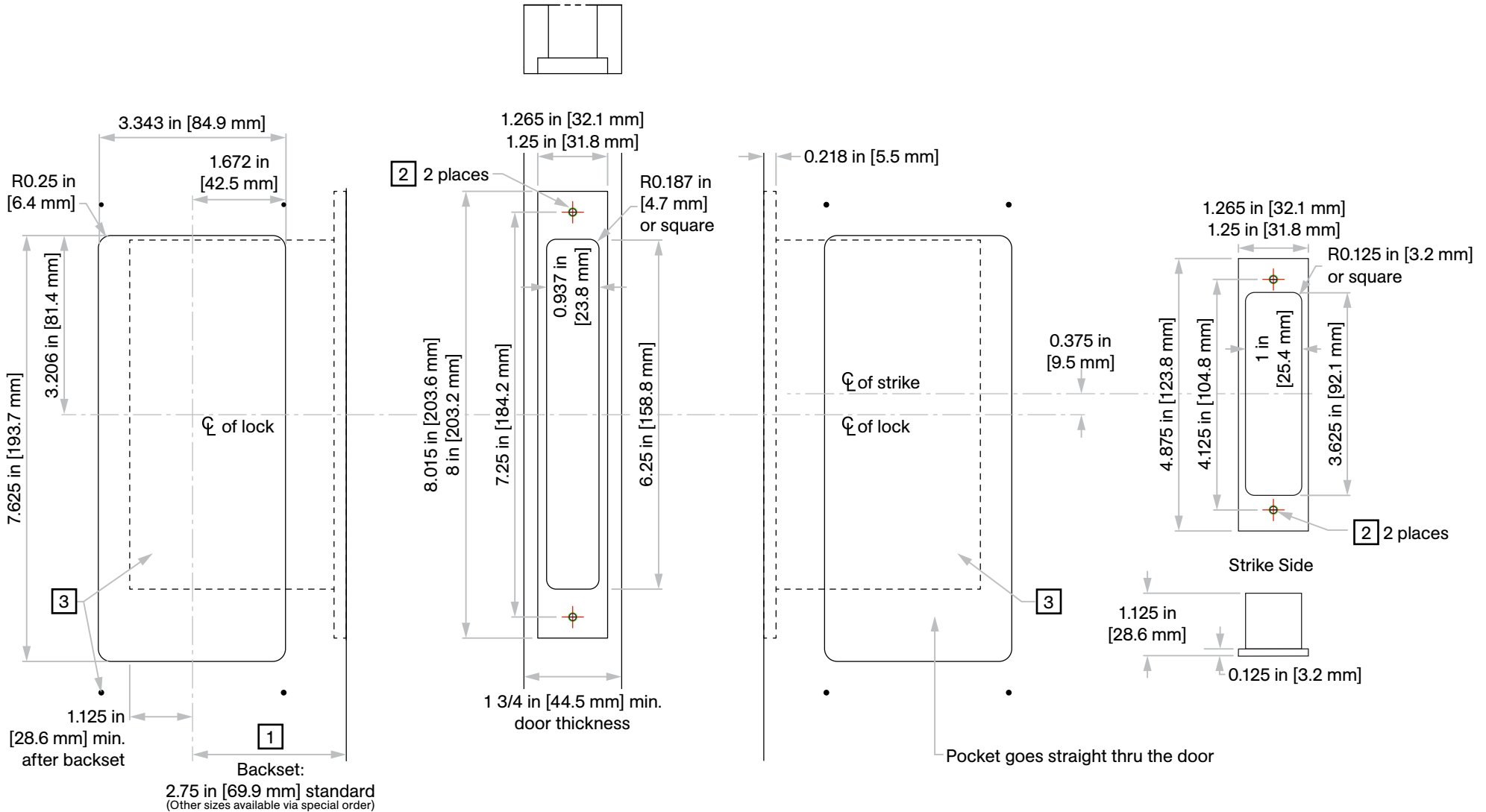
Outside of Door



Door Prep Template

Not to scale

- 1 Insert backset here 2.5 in [63.5 mm], 2.75 in [69.9 mm], 5 in [127 mm], or 6 in [152.4 mm], optional sizes available
- 2 Prep for #12 wood or 12-24 machine screws
- 3 Centerline of strike is 0.375 in [9.5 mm] above centerline of lock



KN Crowder

1220 Burloak Drive, Burlington, Ontario, Canada, L7L 6B3
T. 1-866-999-1562 customerservice@kncrowder.com kncrowder.com
© 2020-2022 K.N. Crowder Mfg. Inc. All Rights Reserved.