

# C-95SL-OT Privacy Lockset

## Self-Latching Flush

Installation Instructions

## Specifications

**Case:** Heavy gauge wrought

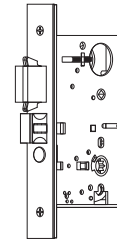
**Armor Front:** Brass, bronze, stainless

**Dead Bolt:** 1/2 in [12.7 mm] thick x 5/8 in [15.9 mm] high x 1 in [25.4 mm] throw

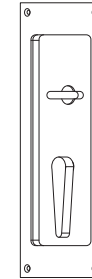
**Door Thickness:** 1 3/4 in [44.5 mm]

Not to scale

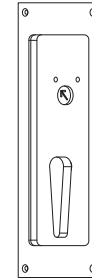
## Included Components



**C-95PSL**  
Privacy  
Self-Latching  
Lock and  
Edge Pull  
Body

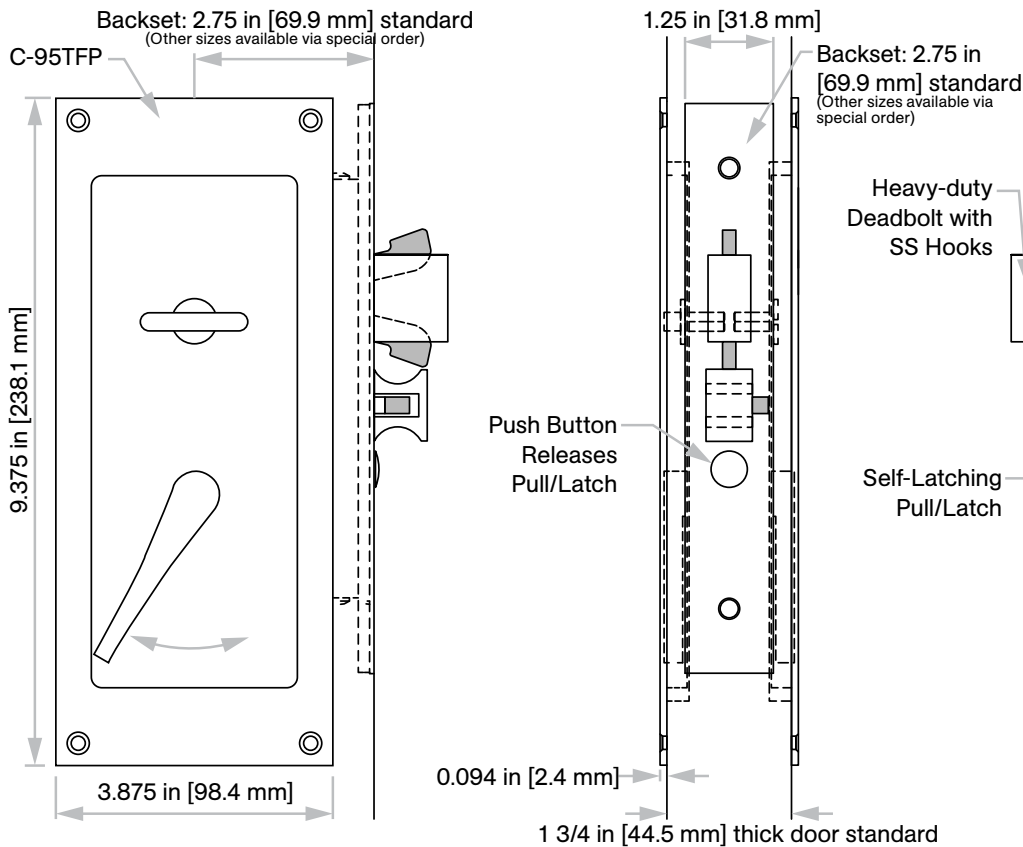


**C-95TFP**  
Thumb Turn  
Self-Latching  
Flush Pull

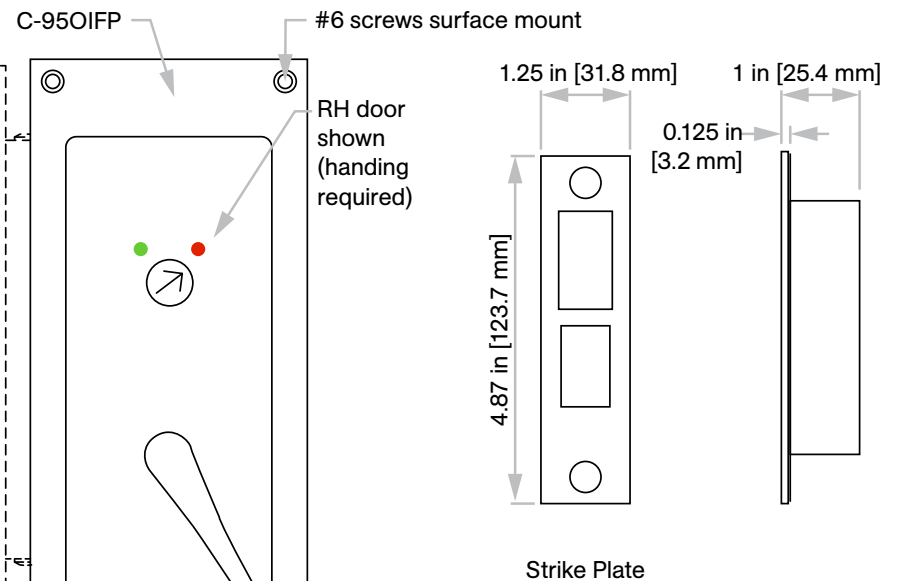


**C-95OIFP**  
Occupancy  
Indicator with  
Coin Turn  
Emergency  
Release  
Self-Latching  
Flush Pull

## Inside of Door



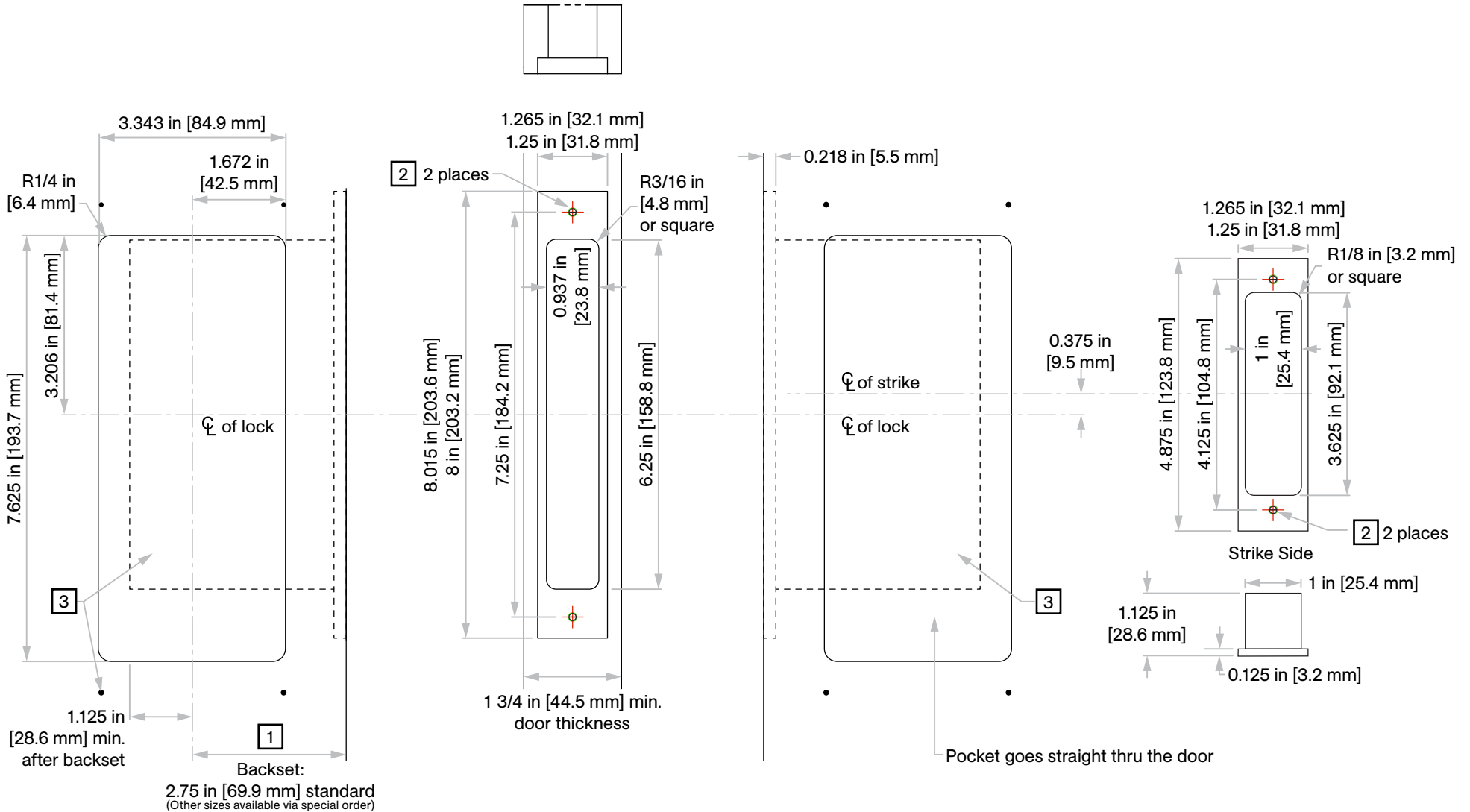
## Outside of Door



# Door Prep Template

Not to scale

- 1 Insert backset here 2.5 in [63.5 mm], 2.75 in [69.9 mm], 5 in [127 mm], or 6 in [152.4 mm], optional sizes available
- 2 Prep for #12 wood or 12-24 machine screws
- 3 Centerline of strike is 0.375 in [9.5 mm] above centerline of lock



**KN Crowder**

1220 Burloak Drive, Burlington, Ontario, Canada, L7L 6B3  
T. 1-866-999-1562 customerservice@kncrowder.com kncrowder.com  
© 2020-2024 K.N. Crowder Mfg. Inc. All Rights Reserved.