

CCD-410-38-B

KNC
Catch 'N' Close



FEATURES

- 150 lbs. [68 kg] weight capacity
- Effortless opening and closing of the door with the Catch 'N' Close Closing System (for doors wider than 18 in [457 mm])
- Zero Clearance hangers minimize the visual gap between the track and the door, eliminating the need for fascia
- Nylon wheels and precision ball bearings provide smooth and quiet door operation
- Adjustable in-track stops
- Cycle tested for up to 150,000 cycles without fail
- ADA Compliant (Barrier-free) design
- Anodized or powder-coated finishes also available
- For 1 3/8 in [34.9 mm] thick doors

COMPLETE 2 DOOR KIT BREAKDOWN



1 - CC-538 Double Track

x length based on kit size (e.g. 72 in [1829 mm] kit for 36 in [914 mm] wide doors)



4 - CC-410 Zero Clearance Catch 'N' Close Hangers

complete with screws and adjustment tools



4 - CC-100 Catch 'N' Close In-Track Stops

complete with set screws for friction fit



4 - Catch 'N' Close Closing Devices

complete with screws

CC-75 for doors up to 75 lbs. [34 kg]

CC-1 for doors up to 150 lbs. [68 kg]



2 - C-201 Aluminum Guide Channels

x length based on kit size (e.g. 36 in [914 mm] guide channel for 72 in [1829 mm] kit)



1 - C-200D-138 Bypass Double Guide

complete with screws

OPTIONAL

Door Locks & Pulls



Add-On Products



CC-440 Fascia x 1

x track length

CC-440 Fascia x 2

x track length

Customer Name

Job No./Name

Date

Provided By

Notes

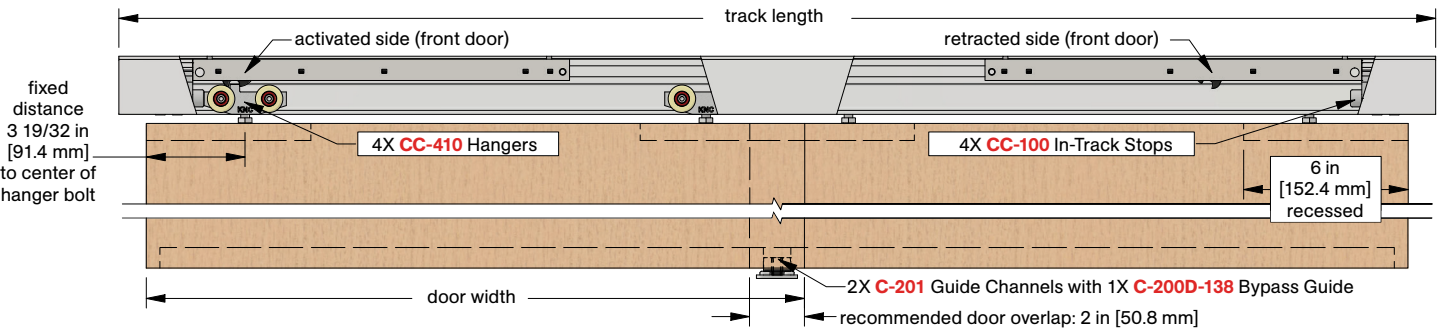
KN Crowder

1220 Burloak Drive, Burlington, Ontario, Canada, L7L 6B3

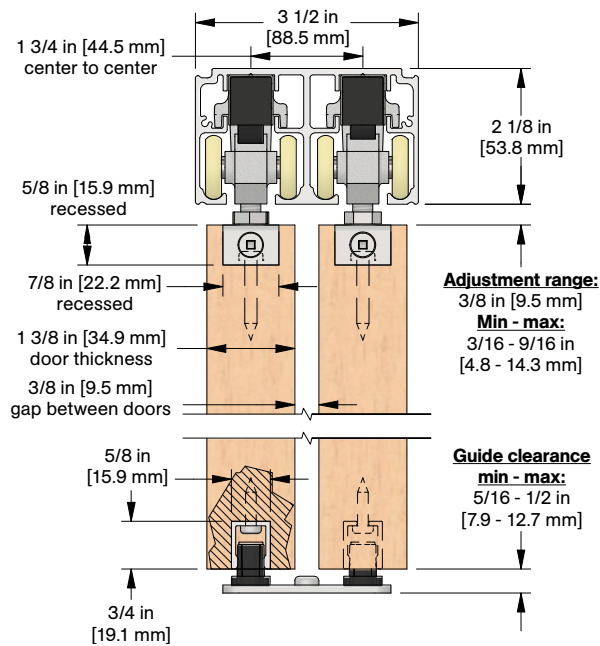
T. 1-866-999-1562 customerservice@kncrowder.com kncrowder.com

© 2020-2025 K.N. Crowder Mfg. Inc. All Rights Reserved.

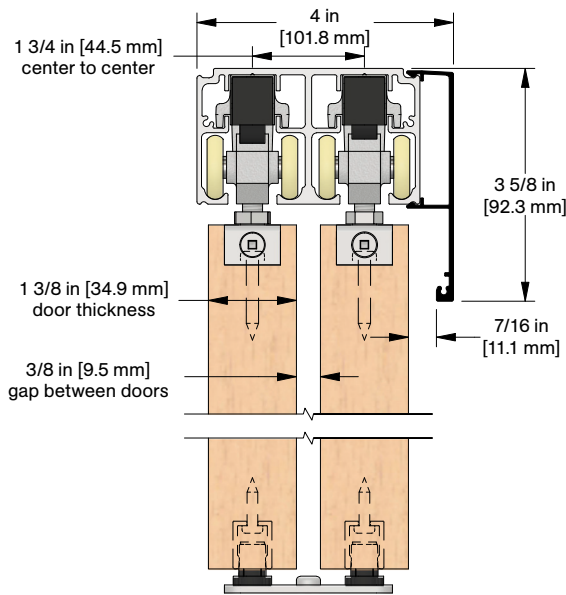
COMPLETE ELEVATION VIEW



PRODUCT DIMENSIONS



Optional CC-440 Snap-on Fascia, illustrated as solid black profile



Installation
Instructions



Customer Name	Job No./Name	Date	Provided By

Notes