

CCD-410-38-B



FEATURES

- 150 lbs. [68 kg] weight capacity
- Effortless opening and closing of the door with the Catch 'N' Close Closing System (for doors wider than 18 in [457 mm])
- Zero Clearance Hanger System reduces light and sound entry
- Nylon wheels and precision ball bearings provide smooth and quiet door operation
- Cycle tested for up to 150,000 cycles without fail
- ADA Compliant (Barrier-free) design
- Available in clear or black anodized, mill finish or powder coated
- For 1 3/8 in [34.9 mm] thick doors

COMPLETE 2 DOOR KIT BREAKDOWN



- 1 - CC-538 Double Track**
x length based on kit size (e.g. 72 in [1829 mm] kit for 36 in [914 mm] wide doors)



- 4 - CC-410 Zero Clearance Catch 'N' Close Hangers**
complete with screws and adjustment tools



- 4 - CC-100 Catch 'N' Close In-Track Stops**
complete with set screws for friction fit



- 4 - Catch 'N' Close Closing Devices**
complete with screws
CC-75 for doors up to 75 lbs. [34 kg]
CC-1 for doors up to 150 lbs. [68 kg]



- 2 - C-201 Aluminum Guide Channel**
x length based on kit size (e.g. 36 in [914 mm] guide channel for 72 in [1829 mm] kit)



- 1 - C-200D-138 Bypass Double Guide**
complete with screws

OPTIONAL

Door Locks & Pulls



Add-On Products



- CC-440 Fascia x 1**
x length based on required size
- CC-440 Fascia x 2**
x length based on required size

Customer Name

Job No./Name

Date

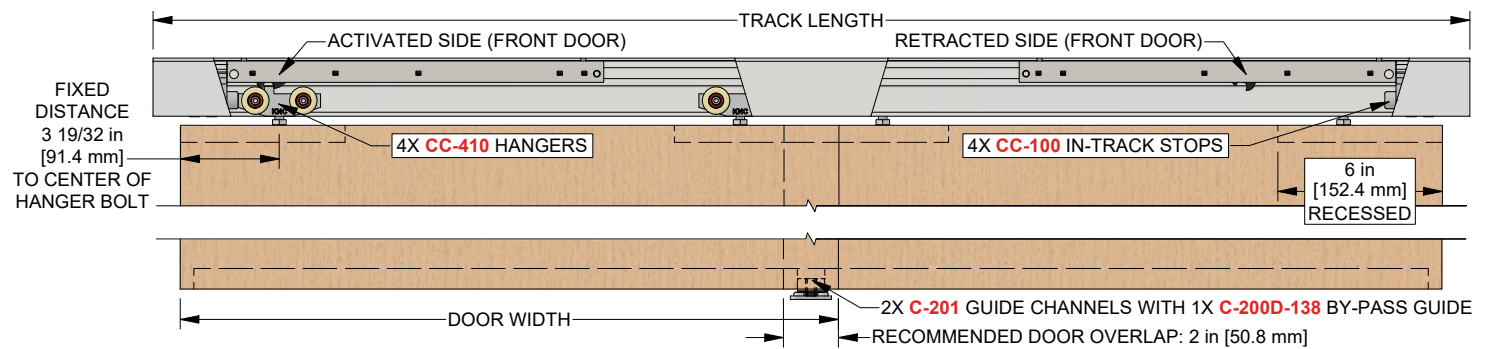
Provided By

Notes

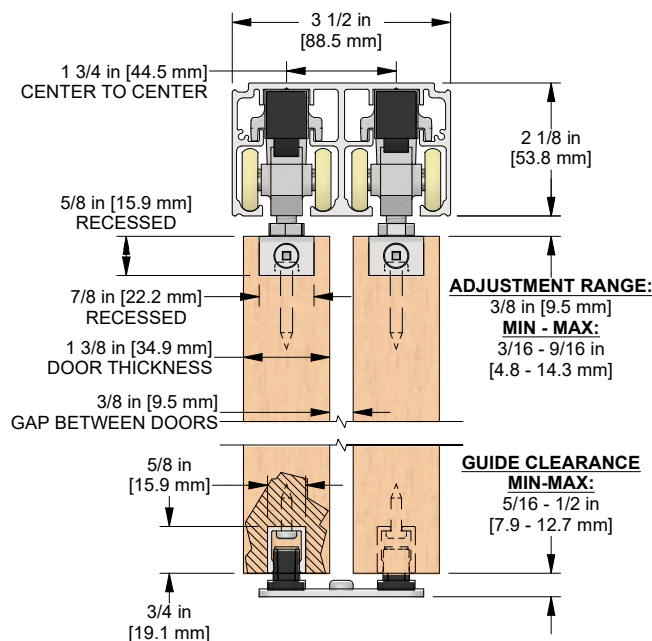
CCD-410-38-B



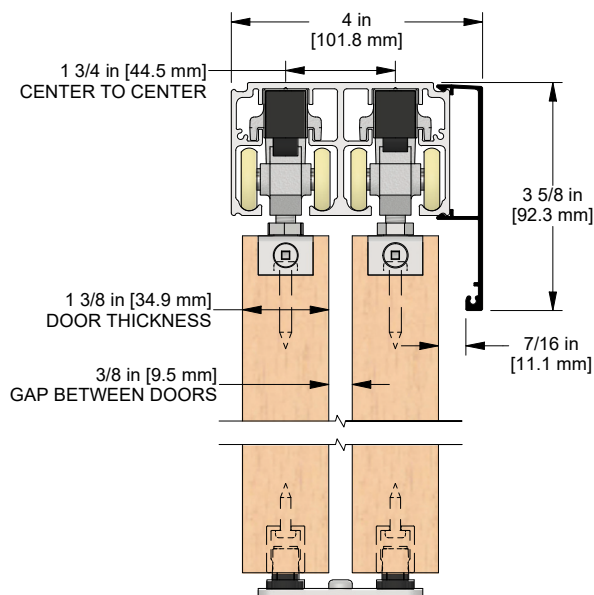
COMPLETE ELEVATION VIEW



PRODUCT DIMENSIONS



Optional CC-440 Snap-on Fascia, illustrated as solid black profile



Installation
Instructions



Customer Name	Job No./Name	Date	Provided By

Notes