

CCSSF-810

KNC
Catch 'N' Close



FEATURES

- 300 lbs. [136 kg] weight capacity
- Effortless opening and closing of the door with the Catch 'N' Close Closing System (for doors wider than 30 in [762 mm])
- Zero Clearance Hanger System reduces light and sound entry
- Nylon wheels and precision ball bearings provide smooth and quiet door operation
- Cycle tested for up to 150,000 cycles without fail
- ADA Compliant (Barrier-free) design
- Anodized or powder-coated finishes also available

COMPLETE 1 DOOR KIT BREAKDOWN



1 - CC-908 Side Mount Track

x length based on kit size (e.g. 72 in [1829 mm] kit for 36 in [914 mm] wide door)



1 - CC-990 Sloped Fascia

x track length



1 - CC-991 End Cap Pair

complete with screws



2 - CC-810 Zero Clearance Catch 'N' Close Hangers

complete with screws and adjustment tools



2 - CC-101HD Catch 'N' Close In-Track Stops

complete with set screws for friction fit



2 - Catch 'N' Close Closing Devices

complete with screws

CC-2 for doors up to 200 lbs. [91 kg]

CC-3 for doors up to 300 lbs. [136 kg]

1 - C-914 Aluminum Guide Channel

x length based on kit size (e.g. 36 in [914 mm] guide channel for 72 in [1829 mm] kit)

1 - C-913 Floor Guide

complete with screws

OPTIONAL

Door Locks & Pulls



Customer Name

Job No./Name

Date

Provided By

Notes

KN Crowder

1220 Burloak Drive, Burlington, Ontario, Canada, L7L 6B3

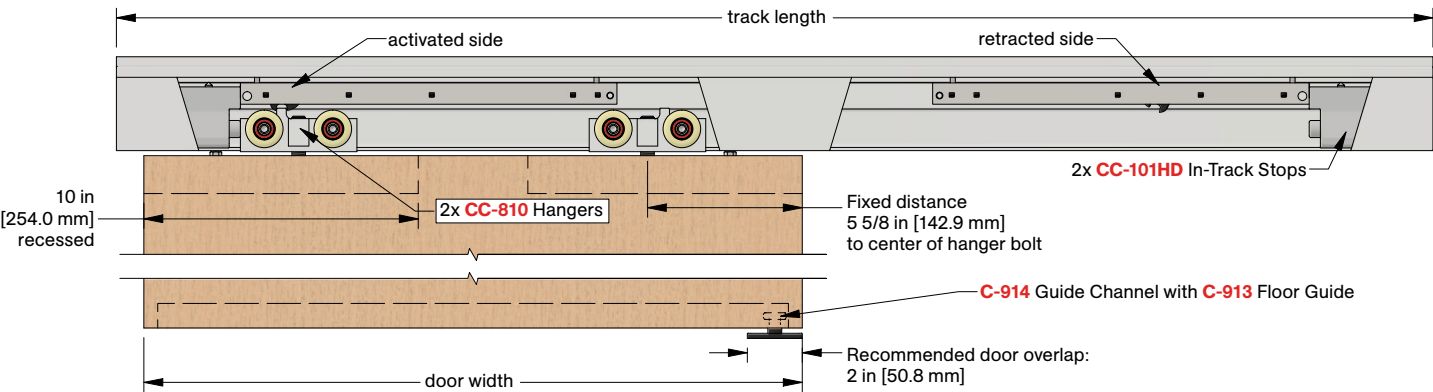
T. 1-866-999-1562 customerservice@kncrowder.com kncrowder.com

© 2020-2025 K.N. Crowder Mfg. Inc. All Rights Reserved.

CCSSF-810

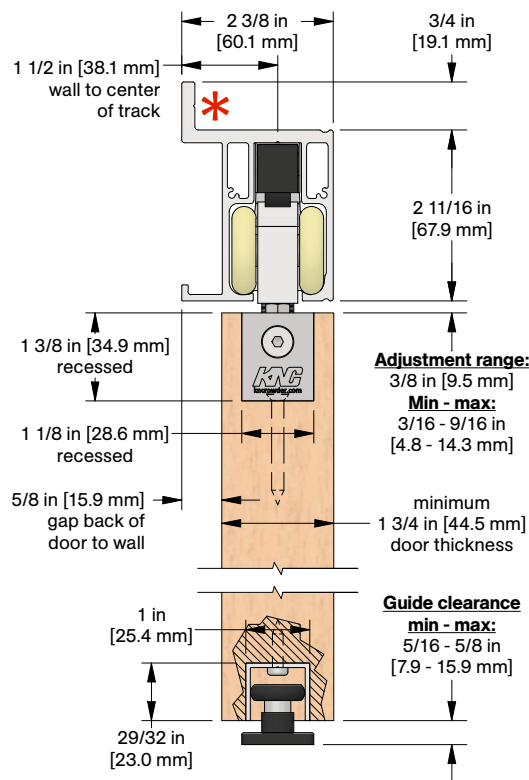


COMPLETE ELEVATION VIEW

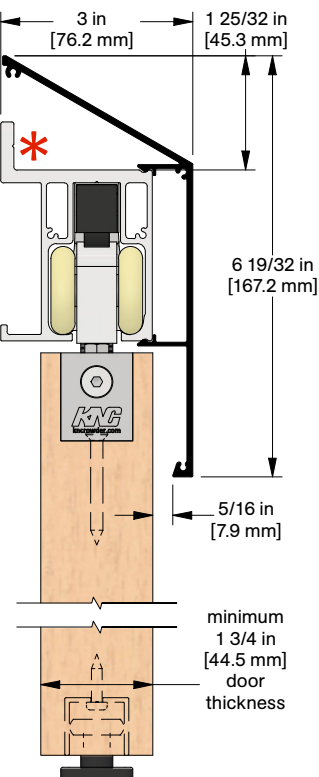


PRODUCT DIMENSIONS

* Indicates mounting flange on CC-908 Track



Optional CC-990 Snap-on Fascia, illustrated as solid black profile



Installation
Instructions



Customer Name	Job No./Name	Date	Provided By

Notes