



## FEATURES

### Storm-proof Aluminum Door Louver

- Designed for 1 3/8 in [34.9 mm] to 1 3/4 in [44.5 mm] plastic laminated, wood or hollow metal doors, and exterior applications where weather protection is required
- Sight-proof, storm-proof Z-blades with water baffle at 1 5/8 in [41.2 mm] intervals
- 1 1/2 in [38.1 mm] trim frame with reinforced mitered corners
- Frame sections are securely clamped into the door from both sides
- .063" thick 6063-T5 extruded aluminum
- 35% free area for optimal airflow

## CUSTOM SIZE

List door cut-out size

\_\_\_\_\_ wide x \_\_\_\_\_ high

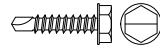
(min. 8 in [203.2 mm] x 8 in [203.2 mm],  
max. 48 in [1219.2 mm] x 90 in [2286 mm])

## OPTIONS

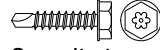
### Finish

Mill finish

### Fasteners



#6-20 x 3/4" Hex Head Screws



Security torx screws

### Screen

No screen

Nylon insect screen - black fibreglass screen with 18 x 16 mesh

Aluminum bird screen - silver aluminum screen with 18 x 16 mesh

Customer Name

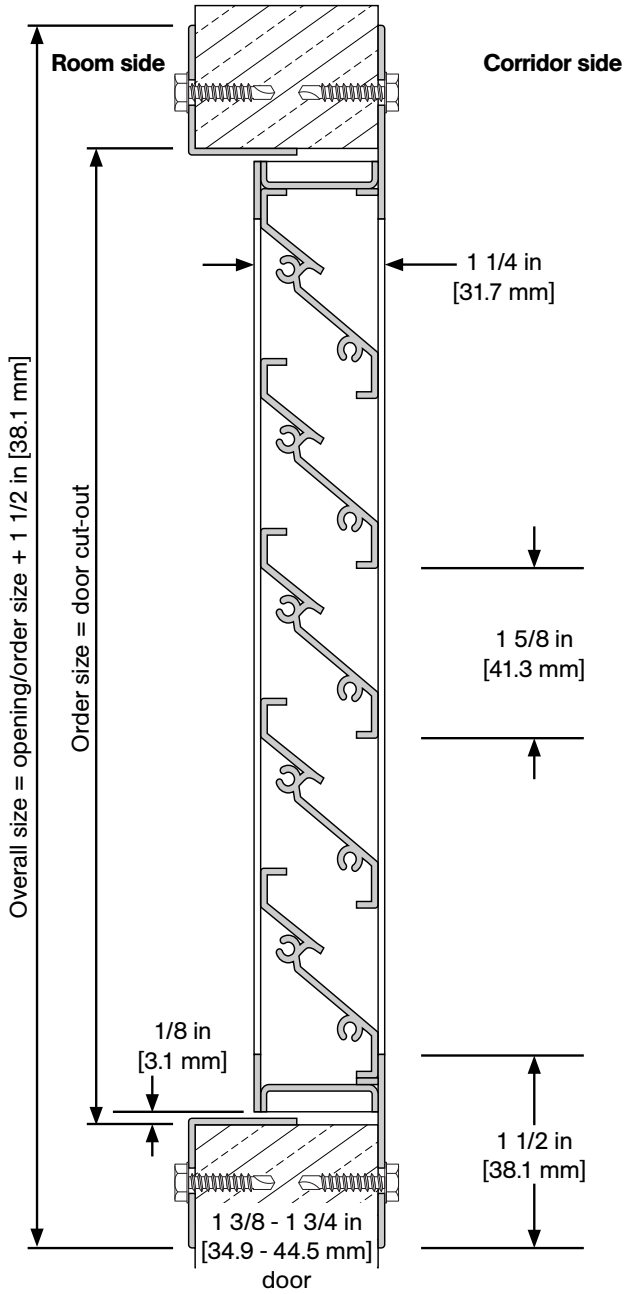
Job No./Name

Date

Provided By

Notes

## PRODUCT DIMENSIONS



Customer Name

Job No./Name

Date

Provided By

Notes