

# CFT-203-12-BP



## FEATURES

- 600 lbs. [272 kg] weight capacity
- Delrin wheels and precision ball bearings provide smooth and quiet door operation
- Adjustable in-track stops
- Cycle tested for up to 150,000 cycles without fail
- ADA Compliant (Barrier-free) design
- Also available in stainless steel (CFT-203-12-SS)
- For 1/2 in [12 mm] thick glass door

## COMPLETE 1 DOOR KIT BREAKDOWN



**1 - CFT-200-BP Flat Track**  
x length based on kit size (e.g. 72 in [1829 mm] kit for 36 in [914 mm] wide door)



**CFT-211-WB-BP Wall Mount Brackets**  
quantity dependent on track length  
complete with 5/16-18 flat head socket lag screws and expansion shields



**CFT-203-BP Strap Mount Hangers**  
complete with anti-lift and custom mounting screws  
**2 hangers** for doors up to 300 lbs. [136 kg]  
**3 hangers** for doors up to 450 lbs. [204 kg]  
**4 hangers** for doors up to 600 lbs. [272 kg]



**2 - CFT-210-BP Shock Absorbing Stops**  
clamp around flat track



**1 - CGGS-012-BP Stationary Glass Guide**  
complete with screws

## OPTIONAL

### Door Locks & Pulls



### Notes:

Baseboard/trim thickness, if applicable

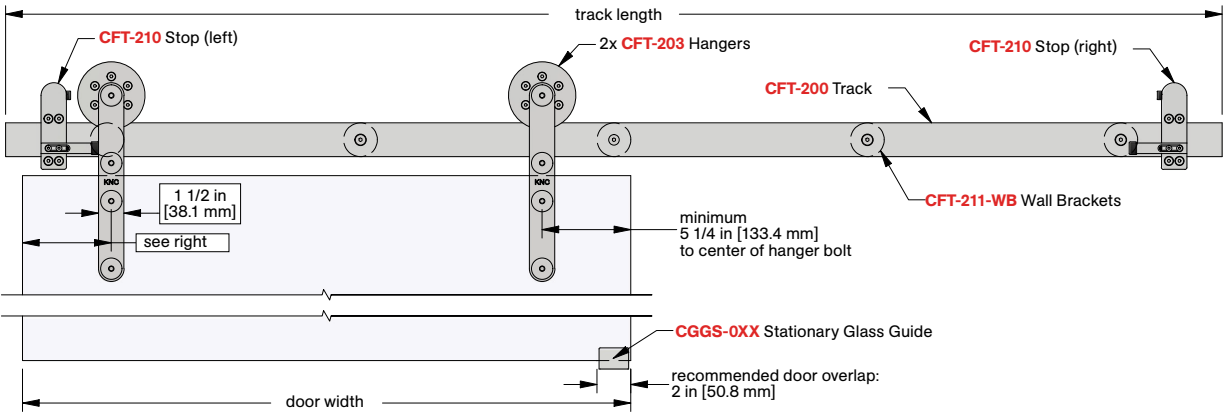
Customer Name	Job No./Name	Date	Provided By
<hr/>	<hr/>	<hr/>	<hr/>

Notes

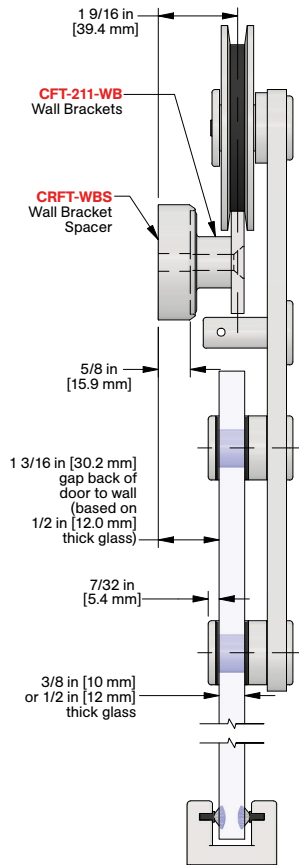
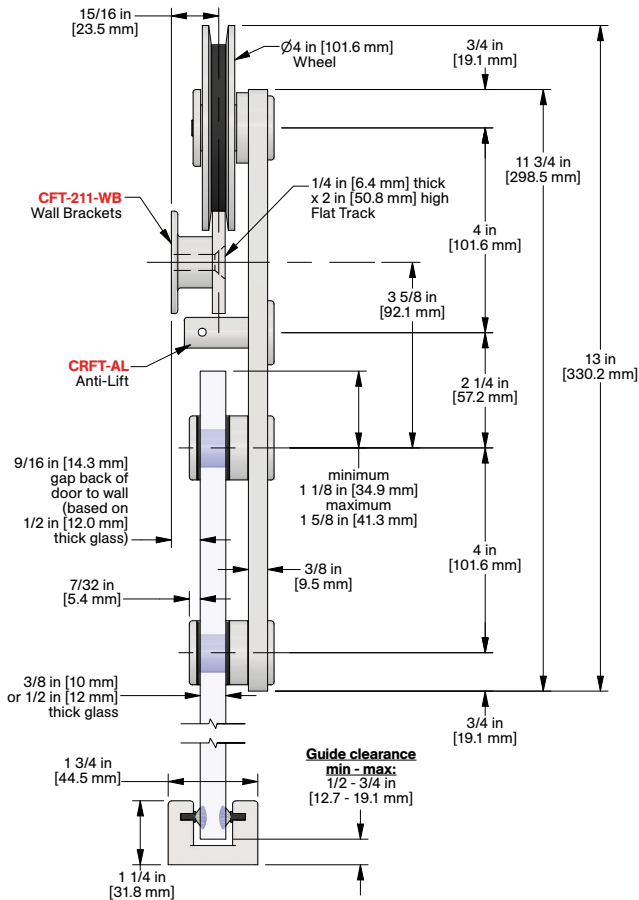
# CFT-203-12-BP

KNC

## COMPLETE ELEVATION VIEW



## PRODUCT DIMENSIONS



Installation Instructions



Customer Name	Job No./Name	Date	Provided By

Notes

KN Crowder

1220 Burloak Drive, Burlington, Ontario, Canada, L7L 6B3  
T. 1-866-999-1562 customerservice@kncrowder.com kncrowder.com  
© 2020-2024 K.N. Crowder Mfg. Inc. All Rights Reserved.