

CFT-DP

Back-to-Back Flat Bar Door Pulls

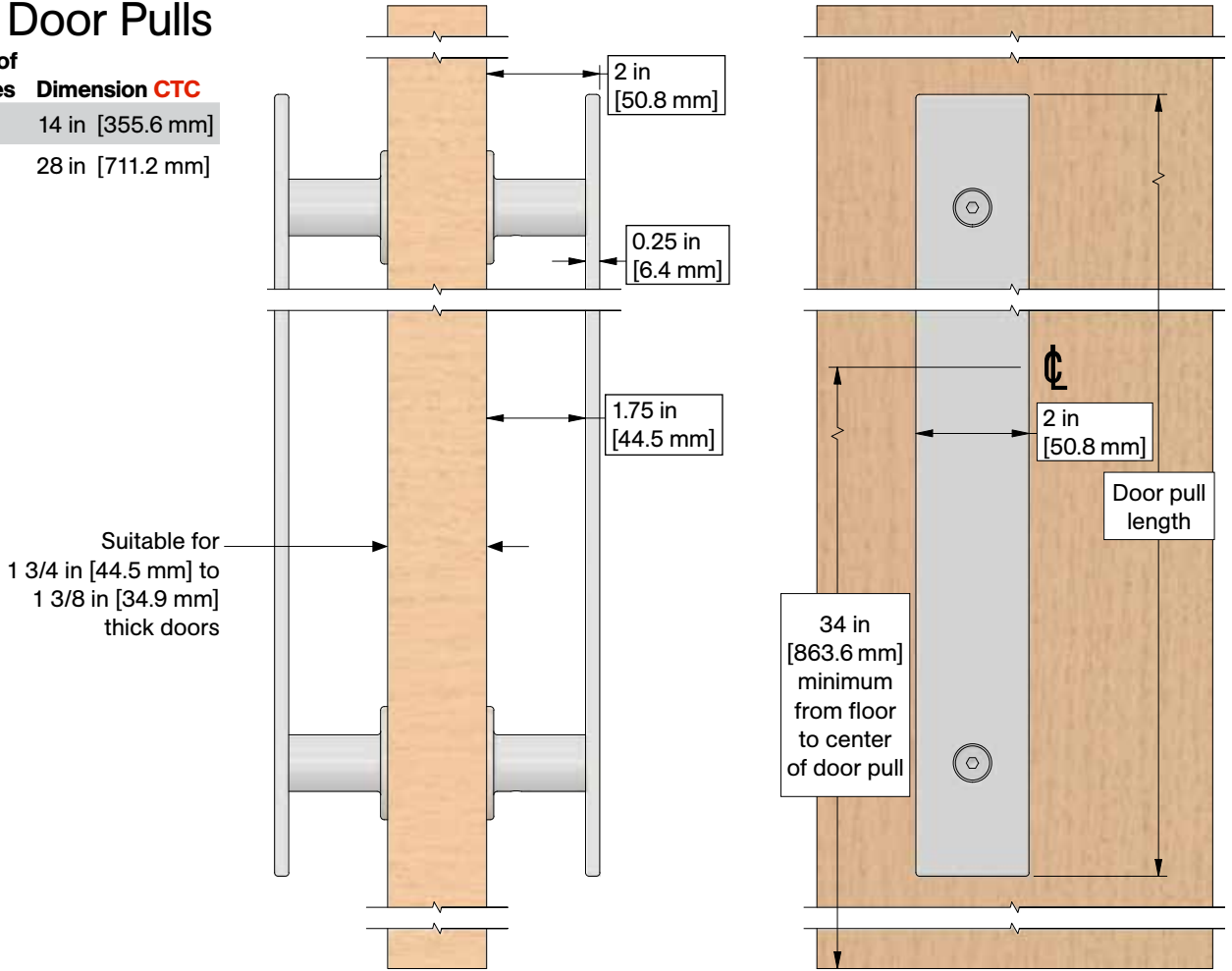
Installation Instructions

Suitable for 1 3/8 in [34.9 mm] to 1 3/4 in [44.5 mm] thick doors
 Available in 2 in [50.8 mm] x 18 in [457.2 mm] or 36 in [914.4 mm] flat bar door pulls

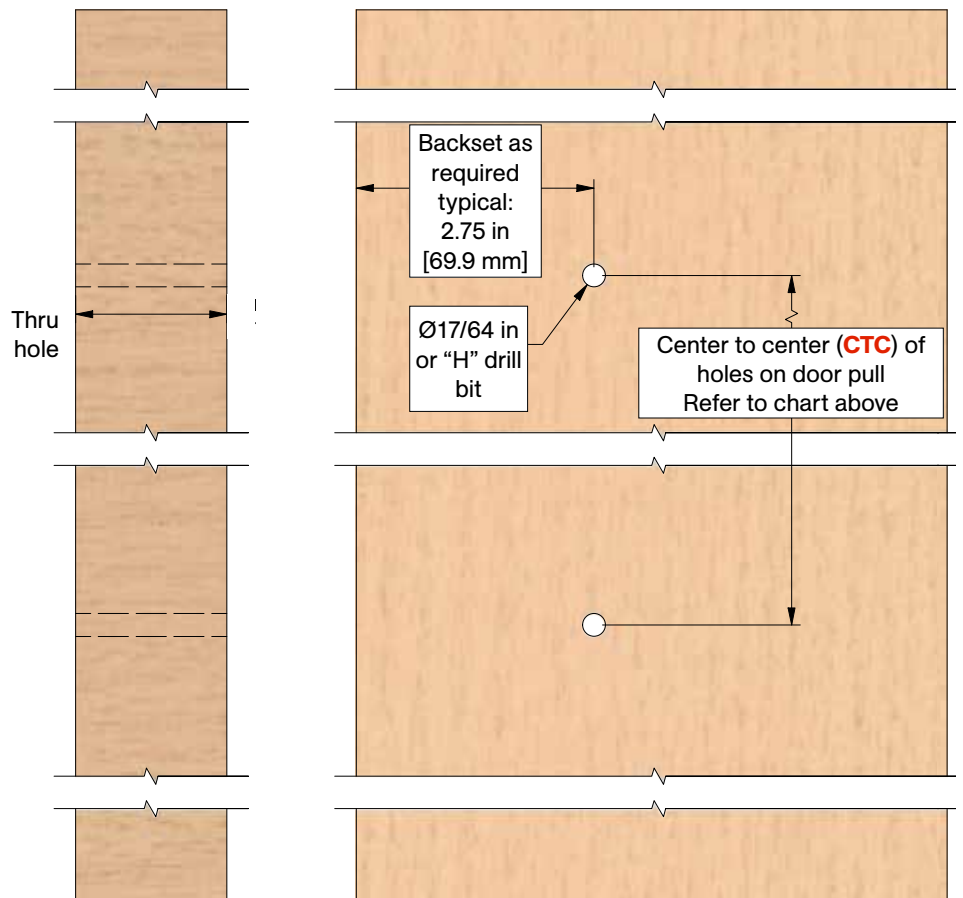
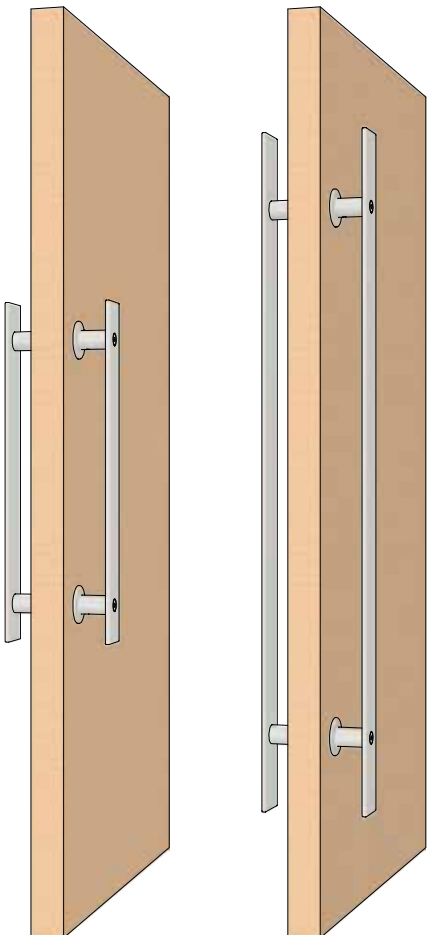
Center to Center Hole Spacing for Door Pulls

Overall Pull Length	No. of Holes	Dimension CTC
18 in [457.2 mm]	2	14 in [355.6 mm]
36 in [914.4 mm]	2	28 in [711.2 mm]

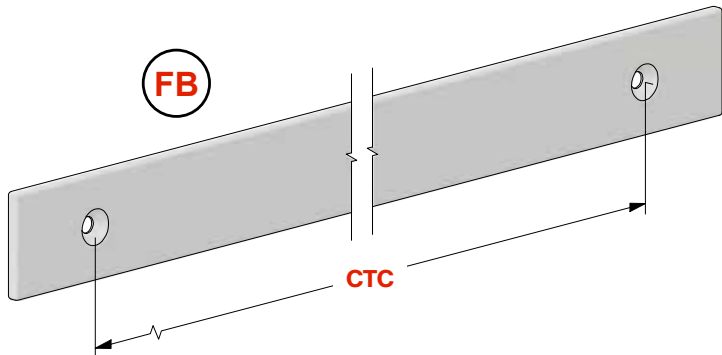
Product Dimension Details



Door Prep Details



Parts' List



Center to Center Hole Spacing for Door Pulls

Overall Pull Length	No. of Holes	Dimension CTC
18 in [457.2 mm]	2	14 in [355.6 mm]
36 in [914.4 mm]	2	28 in [711.2 mm]

CFT-FBDP-[door pull length] Flat Bar Door Pull (2)
Door pull length, see chart right

FC
5/16-18 x 3/4" Flat Head
Socket Cap Screw (4)

DS
CRFT-DPSCREW (2)
Custom door pull screws, hex drive one end,
1/4-20 thread opposite end

CRFT-DPSCREW2
(optional add-on for 2 1/2 in [63.5 mm] doors)
Custom long door pull screws, hex drive one end, 1/4-20 thread opposite end

A
CFT-DPB-A (2)
Door pull bracket Type A, threaded hole
both ends

B
CFT-DPB-B (2)
Door pull bracket Type B, threaded hole one
end, clearance hole opposite end

SS
1/4-20 x 3/16" Cup Point
Socket Set Screw (2)

Assembly

